



**Федеральное агентство морского и речного транспорта  
Федеральное государственное бюджетное образовательное учреждение  
высшего образования  
«Государственный университет морского и речного флота  
имени адмирала С.О. Макарова»  
Котласский филиал ФГБОУ ВО «ГУМРФ имени адмирала С.О. Макарова»**


**РАБОЧАЯ ПРОГРАММА УЧЕБНОЙ ДИСЦИПЛИНЫ**  
**«ОГСЭ.03 ИНОСТРАННЫЙ ЯЗЫК В ПРОФЕССИОНАЛЬНОЙ ДЕЯТЕЛЬНОСТИ**  
**(АНГЛИЙСКИЙ)»**

**ПРОГРАММЫ ПОДГОТОВКИ СПЕЦИАЛИСТОВ СРЕДНЕГО ЗВЕНА**  
**по специальности**  
23.02.07 Техническое обслуживание и ремонт двигателей, систем и агрегатов автомобилей

**квалификация**  
специалист


СОГЛАСОВАНА

Заместитель директора по учебно-методической работе филиала

 Н.Е. Гладышева19 05 2023

УТВЕРЖДЕНА

Директор филиала

 О.В. Шергина24 05 2023

ОДОБРЕНА

на заседании цикловой комиссии иностранных языков

Протокол от 21.04.2023 № 6Председатель  А.А. Тулубенская**РАЗРАБОТЧИК:**

Тулубенская Алла Александровна – преподаватель КРУ Котласского филиала ФГБОУ ВО «ГУМРФ имени адмирала С.О. Макарова»

Рабочая программа учебной дисциплины «ОГСЭ.03 Иностранный язык в профессиональной деятельности (Английский)» разработана в соответствии с Федеральным государственным образовательным стандартом среднего профессионального образования, утвержденным приказом Министерства образования и науки Российской Федерации от 9 декабря 2016 г. № 1568 (зарегистрирован Министерством юстиции Российской Федерации 26 декабря 2016 г., регистрационный № 44946) по специальности 23.02.07 «Техническое обслуживание и ремонт двигателей, систем и агрегатов автомобилей» с изменениями и дополнениями от 17 декабря 2020 г. № 747, профессиональным стандартом 33.005 «Специалист по техническому диагностированию и контролю технического состояния автотранспортных средств при периодическом техническом осмотре», утвержденным приказом Министерства труда и социальной защиты Российской Федерации от 23 марта 2015 г. № 187н (зарегистрирован Министерством юстиции Российской Федерации 29 апреля 2015 г., регистрационный № 37055), примерной основной образовательной программой № П-24 государственного реестра ПООП, со стандартами Ворлдскиллс Россия, с учётом Стратегии развития воспитания в Российской Федерации на период до 2025 года, рабочей программы воспитания.

<b>СОДЕРЖАНИЕ</b>	<b>стр.</b>
<b>1. ОБЩАЯ ХАРАКТЕРИСТИКА РАБОЧЕЙ ПРОГРАММЫ УЧЕБНОЙ ДИСЦИПЛИНЫ</b>	<b>4</b>
<b>2. СТРУКТУРА И СОДЕРЖАНИЕ УЧЕБНОЙ ДИСЦИПЛИНЫ</b>	<b>5</b>
<b>3. УСЛОВИЯ РЕАЛИЗАЦИИ УЧЕБНОЙ ДИСЦИПЛИНЫ</b>	<b>11</b>
<b>4. КОНТРОЛЬ И ОЦЕНКА РЕЗУЛЬТАТОВ ОСВОЕНИЯ УЧЕБНОЙ ДИСЦИПЛИНЫ</b>	<b>13</b>

## 1. ОБЩАЯ ХАРАКТЕРИСТИКА РАБОЧЕЙ ПРОГРАММЫ УЧЕБНОЙ ДИСЦИПЛИНЫ «ИНОСТРАННЫЙ ЯЗЫК В ПРОФЕССИОНАЛЬНОЙ ДЕЯТЕЛЬНОСТИ» (АНГЛИЙСКИЙ)

### 1.1. Место дисциплины в структуре основной образовательной программы:

Учебная дисциплина «ОГСЭ.03 Иностранный язык в профессиональной деятельности» (английский) является обязательной частью общего гуманитарного и социально-экономического цикла ОГСЭ.00 программы подготовки специалистов среднего звена в соответствии с ФГОС СПО

по специальности: 23.02.07 «Техническое обслуживание и ремонт двигателей, систем и агрегатов автомобилей»

укрупнённой группы специальностей: 23.00.00 «Техника и технологии наземного транспорта».

Особое значение дисциплина имеет при формировании и развитии общих компетенций (ОК.01, ОК.06), в соответствии с ФГОС СПО, личностных результатов реализации программы воспитания (ЛР 18, ЛР 22, ЛР 24).

### 1.2. Цель и планируемые результаты освоения дисциплины:

В рамках программы учебной дисциплины обучающимися осваиваются умения и знания в соответствии с ФГОС и ПООП

Код ОК	Умения	Знания
ОК 01, ОК 06	<ul style="list-style-type: none"> <li>- понимать общий смысл четко произнесенных высказываний на известные темы (профессиональные и бытовые);</li> <li>- понимать тексты на базовые профессиональные темы;</li> <li>- участвовать в диалогах на знакомые общие и профессиональные темы;</li> <li>- строить простые высказывания о себе и о своей профессиональной деятельности;</li> <li>- кратко обосновывать и объяснить свои действия (текущие и планируемые);</li> <li>- писать простые связные сообщения на знакомые или интересующие профессиональные темы</li> </ul>	<ul style="list-style-type: none"> <li>- правила построения простых и сложных предложений на профессиональные темы;</li> <li>- основные общепотребительные глаголы (бытовая и профессиональная лексика);</li> <li>- лексический минимум, относящийся к описанию предметов, средств и процессов профессиональной деятельности;</li> <li>- особенности произношения;</li> <li>- правила чтения текстов профессиональной направленности</li> </ul>

Освоение содержания учебной дисциплины обеспечивает достижение обучающимися следующих личностных результатов программы воспитания:

<b>Личностные результаты реализации программы воспитания, определённые отраслевыми требованиями к деловым качествам личности</b>	
Код	Формулировка
ЛР 18	Ценностное отношение обучающихся к людям иной национальности, веры, культуры; уважительного отношения к их взглядам
ЛР 22	Приобретение навыков общения и самоуправления
ЛР 24	Ценностное отношение обучающихся к культуре, и искусству, к культуре речи и

культуре поведения, к красоте и гармонии
--

## 2. СТРУКТУРА И СОДЕРЖАНИЕ УЧЕБНОЙ ДИСЦИПЛИНЫ

### 2.1. Объем учебной дисциплины и виды учебной работы

<b>Вид учебной работы</b>	<b>Объем в часах</b>
<b>Объем образовательной программы учебной дисциплины</b>	<b>165</b>
<b>в т.ч. в форме практической подготовки</b>	<b>165</b>
в т. ч.:	
практические занятия	165
<b>Промежуточная аттестация в форме дифференцированного зачета</b>	

## 2.2. Тематический план и содержание учебной дисциплины

Наименование разделов и тем	Содержание учебного материала и формы организации деятельности обучающихся	Объем в часах	Коды компетенций и личностных результатов, формированию которых способствует элемент программы
1	2	3	4
<b>Тема 1.</b> <b>Система образования в России и за рубежом</b>	<b>Содержание учебного материала</b>	<b>10</b>	ОК 01, ОК 06, ЛР 18, ЛР 22, ЛР 24
	<b>В том числе, практических занятий</b>		
	<b>Практические занятия № 1</b> Лексический материал по теме. Грамматический материал: - разряды существительных; - число существительных; - притяжательный падеж существительных. Экскурсия «Мой техникум». Подготовка рекламного проспекта «Техникум»		
<b>Тема 2.</b> <b>История развития автомобилестроения</b>	<b>Содержание учебного материала</b>	<b>10</b>	ОК 01, ОК 06, ЛР 18, ЛР 22, ЛР 24
	<b>В том числе, практических занятий</b>		
	<b>Практические занятия № 2</b> Лексический материал по теме. Грамматический материал: - разряды прилагательных; - степени сравнения прилагательных; - сравнительные конструкции с союзами <b>Контрольная работа № 1</b>		
<b>Тема 3.</b> <b>Экологические</b>	<b>Содержание учебного материала</b>	<b>12</b>	ОК 01, ОК 06, ЛР 18, ЛР 22, ЛР 24
	<b>В том числе, практических занятий</b>		

<p><b>проблемы автотранспортных предприятий</b></p>	<p><b>Практические занятия № 3</b> Лексический материал по теме. Грамматический материал: - предлоги, разновидности предлогов; - особенности в употреблении предлогов Проект «Человек и природа – сотрудничество или противостояние»</p>		
<p><b>Тема 4. Здоровье и спорт</b></p>	<p><b>Содержание учебного материала</b> <b>В том числе, практических занятий</b> <b>Практические занятия № 4</b> Лексический материал по теме. Грамматический материал: - разряды числительных; - употребление числительных; - обозначение времени, обозначение дат Проект-презентация «День здоровья»</p>	<b>12</b>	ОК 01, ОК 06, ЛР 18, ЛР 22, ЛР 24
<p><b>Тема 5. Путешествия на транспорте</b></p>	<p><b>Содержание учебного материала</b> <b>В том числе, практических занятий</b> <b>Практические занятия № 5</b> Лексический материал по теме. Грамматический материал: - личные, притяжательные местоимения; - указательные местоимения; - возвратные местоимения; - вопросительные местоимения; - неопределенные местоимения Сочинение «Как мы путешествуем?»</p>	<b>12</b>	ОК 01, ОК 06, ЛР 18, ЛР 22, ЛР 24
<p><b>Тема 6. Моя будущая профессия, карьера</b></p>	<p><b>Содержание учебного материала</b> <b>В том числе, практических занятий</b> <b>Практические занятия № 6</b></p>	<b>10</b>	ОК 01, ОК 06, ЛР 18, ЛР 22, ЛР 24

	<p>Лексический материал по теме.          Грамматический материал:          - видовременные формы глагола;          - оборот thereis/thereare          Эссе «Хочу быть профессионалом»  <b>Контрольная работа № 2</b></p>		
<b>Тема 7. Транспортные средства</b>	<b>Содержание учебного материала</b>	<b>20</b>	ОК 01, ОК 06, ЛР 18, ЛР 22, ЛР 24
	<b>В том числе, практических занятий</b>		
	<b>Практические занятия № 7</b> Лексический материал по теме. Грамматический материал: - действительный залог и страдательный залог; - будущее в прошедшем. Организация дискуссии о недостатках и преимуществах отдельных транспортных средств		
<b>Тема 8. Основные компоненты и механизмы автомобиля</b>	<b>Содержание учебного материала</b>	<b>18</b>	ОК 01, ОК 06, ЛР 18, ЛР 22, ЛР 24
	<b>В том числе, практических занятий</b>		
	<b>Практические занятия № 8</b> Лексический материал по теме. Грамматический материал: - согласование времен; - прямая и косвенная речь Составление таблицы «Основные компоненты и механизмы автомобиля»		
<b>Тема 9. Инструменты и меры безопасности при проведении ремонтных работ на автомобильном</b>	<b>Содержание учебного материала</b>	<b>12</b>	ОК 01, ОК 06, ЛР 18, ЛР 22, ЛР 24
	<b>В том числе, практических занятий</b>		
	<b>Практические занятия № 9</b> Лексический материал по теме. Грамматический материал: - особенности употребления форм сослагательного наклонения;		



транспорте	- повелительное наклонение Работа с таблицей «Подготовка инструментов к работе»		
Тема 10. Оборудование при охране труда на транспорте	<b>Содержание учебного материала</b>	14	ОК 01, ОК 06, ЛР 18, ЛР 22, ЛР 24
	<b>В том числе, практических занятий</b>		
	<b>Практические занятия № 10</b> Лексический материал по теме. Грамматический материал: - особенности употребления модальных глаголов; - эквиваленты модальных глаголов Работа с текстом «Оборудование при охране труда на транспорте» <b>Контрольная работа № 3</b>		
Тема 11. Инструкции и руководства при использовании приборов технического оборудования автомобиля	<b>Содержание учебного материала</b>	13	ОК 01, ОК 06, ЛР 18, ЛР 22, ЛР 24
	<b>В том числе, практических занятий</b>		
	<b>Практические занятия № 11</b> Лексический материал по теме. Грамматический материал: - формы инфинитива и их значение - функции и употребление инфинитива Работа с текстом «Инструкции и руководства при использовании приборов технического оборудования автомобиля»		
Тема 12. Инструкции по технике безопасности при ремонте и вождении автомобиля	<b>Содержание учебного материала</b>	12	ОК 01, ОК 06, ЛР 18, ЛР 22, ЛР 24
	<b>В том числе, практических занятий</b>		
	<b>Практические занятия № 12</b> Лексический материал по теме. Грамматический материал: - причастие I, функции причастия I - причастие II, функции причастия II - предикативные конструкции с причастием Составление списка основных инструкций при ремонте и вождении автомобиля.		

	<b>Контрольная работа № 4</b>		
<b>Тема 13. Я хочу быть техником</b>	<b>Содержание учебного материала</b>	<b>10</b>	ОК 01, ОК 06, ЛР 18, ЛР 22, ЛР 24
	<b>В том числе, практических занятий</b>		
	<b>Практические занятия № 13</b> Лексический материал по теме. Грамматический материал: - формы герундия и его функции в предложении; - герундиальные конструкции Сочинение на тему: «Я - техник»		
	Дифференцированный зачет		
	<b>Всего</b>	<b>165</b>	

### **3. УСЛОВИЯ РЕАЛИЗАЦИИ ПРОГРАММЫ УЧЕБНОЙ ДИСЦИПЛИНЫ**

**3.1. Для реализации программы учебной дисциплины должны быть предусмотрены следующие специальные помещения:**

Учебная аудитория «Иностранный язык (лингфонный). Общеобразовательные дисциплины», оснащённая оборудованием: комплект учебной мебели (компьютерные и ученические столы, стулья, доска); компьютер в сборе (системный блок (Intel Celeron 2,5 GHz, 1 Gb), монитор Samsung 152v ЖК, клавиатура, мышь) – 15 шт., компьютер в сборе (системный блок (Intel Core 2 Duo 2,2 GHz, 1,5 Gb), монитор Benq ЖК, клавиатура, мышь) – 1 шт., мультимедийный проектор Benq – 1 шт., экран настенный – 1 шт., колонки – 1 шт., локальная компьютерная сеть, коммутатор – 1 шт, переносные наушники – 16шт..

#### **3.2. Информационное обеспечение реализации программы**

Для реализации программы в библиотечном фонде имеются электронные образовательные и информационные ресурсы, в том числе рекомендованные ФУМО, для использования в образовательном процессе. При формировании библиотечного фонда учтены издания, предусмотренные примерной основной образовательной программой по специальности 23.02.07 «Техническое обслуживание и ремонт двигателей, систем и агрегатов автомобилей».

##### **3.2.1. Основные электронные издания**

1. Кузьменкова, Ю. Б. Английский язык для технических колледжей (А1) : учебное пособие для среднего профессионального образования / Ю. Б. Кузьменкова. — Москва : Издательство Юрайт, 2021. — 207 с. — (Профессиональное образование). — ISBN 978-5-534-12346-3. — Текст : электронный // Образовательная платформа Юрайт [сайт]. — URL: <https://urait.ru/bcode/475659>.

##### **3.2.2. Дополнительные источники:**

1. Гуреев, В. А. Английский язык. Грамматика (B2) : учебник и практикум для среднего профессионального образования / В. А. Гуреев. — Москва : Издательство Юрайт, 2021. — 294 с. — (Профессиональное образование). — ISBN 978-5-534-10481-3. — Текст : электронный // Образовательная платформа Юрайт [сайт]. — URL: <https://urait.ru/bcode/474630>.

#### **3.3. Организация образовательного процесса**

##### **3.3.1. Требования к условиям проведения учебных занятий**

Учебная дисциплина с целью обеспечения доступности образования, повышения его качества при необходимости может быть реализована с применением технологий дистанционного, электронного и смешанного обучения.

Электронное обучение и дистанционные образовательные технологии используются для:

– организации самостоятельной работы обучающихся (предоставление материалов в электронной форме для самоподготовки; обеспечение подготовки к практическим и лабораторным занятиям, организация возможности самотестирования и др.);

– проведения консультаций с использованием различных средств онлайн-взаимодействия (например, вебинаров, форумов, чатов) в электронно-информационной образовательной среде Котласского филиала ФГБОУ ВО «ГУМРФ имени адмирала С.О. Макарова» и с применением других платформ и сервисов для организации онлайн-обучения;

– организации текущего и промежуточного контроля обучающихся и др.

Смешанное обучение реализуется посредством:

– организации сочетания аудиторной работы с работой в электронно-информационной образовательной среде Котласского филиала ФГБОУ ВО «ГУМРФ имени адмирала С.О. Макарова» и с применением других платформ и сервисов для организации онлайн-обучения;

– регулярного взаимодействия преподавателя с обучающимися с использованием технологий электронного и дистанционного обучения;

– организации групповой учебной деятельности обучающихся в электронно-информационной образовательной среде Котласского филиала ФГБОУ ВО «ГУМРФ имени адмирала С.О. Макарова» или с применением других платформ и сервисов для организации онлайн-обучения.

Основными средствами, используемыми для реализации данных технологий, являются: системы дистанционного обучения, системы организации видеоконференций, электронно-библиотечные системы, образовательные сайты и порталы, социальные сети и мессенджеры и т.д.

### **3.3.2. Требования к условиям консультационной помощи обучающимся**

Формы проведения консультаций: групповые и индивидуальные.

### **3.3.3. Требования к условиям организации внеаудиторной деятельности обучающихся**

Реализация учебной дисциплины обеспечивается доступом каждого обучающегося к электронно-информационной образовательной среде Котласского филиала ФГБОУ ВО «ГУМРФ имени адмирала С.О. Макарова» и библиотечному фонду, укомплектованному электронными учебными изданиями.

Во время самостоятельной подготовки обучающиеся обеспечиваются доступом к сети Интернет.

Доступ к электронно-информационной образовательной среде Котласского филиала ФГБОУ ВО «ГУМРФ имени адмирала С.О. Макарова» и библиотечному фонду, возможен с любого компьютера, подключённого к сети Интернет. Для доступа к указанным ресурсам на территории Котласского филиала ФГБОУ ВО «ГУМРФ имени адмирала С.О. Макарова» обучающиеся могут бесплатно воспользоваться компьютерами, установленными в библиотеке или компьютерными классами (во внеучебное время).

## **3.4. Кадровое обеспечение образовательного процесса**

Квалификация педагогических работников Котласского филиала ФГБОУ ВО «ГУМРФ имени адмирала С.О. Макарова», участвующих в реализации образовательной программы, а также лиц, привлекаемых к реализации образовательной программы на других условиях, в том числе из числа руководителей и работников Котласского филиала ФГБОУ ВО «ГУМРФ имени адмирала С.О. Макарова» и иных организаций, должна отвечать квалификационным требованиям, указанным в квалификационных справочниках, и в профессиональном 33.005 «Специалист по техническому диагностированию и контролю технического состояния автотранспортных средств при периодическом техническом осмотре». Педагогические работники, привлекаемые к реализации программы, должны получать дополнительное профессиональное образование по программам повышения квалификации не реже 1 раза в 3 года.

#### 4. КОНТРОЛЬ И ОЦЕНКА РЕЗУЛЬТАТОВ ОСВОЕНИЯ УЧЕБНОЙ ДИСЦИПЛИНЫ

Результаты обучения	Критерии оценки	Методы оценки
<p>Знать:</p> <ul style="list-style-type: none"> <li>- правила построения простых и сложных предложений на профессиональные темы;</li> <li>- основные общеупотребительные глаголы (бытовая и профессиональная лексика);</li> <li>- лексический минимум, относящийся к описанию предметов, средств и процессов профессиональной деятельности;</li> <li>- особенности произношения;</li> <li>- правила чтения текстов профессиональной направленности</li> </ul>	<p>Понимать смысл и содержание высказываний на английском языке на профессиональные темы.</p> <p>Понимать содержание технической документации и инструкций на английском языке.</p> <p>Строить высказывания на знакомые профессиональные темы и участвовать в диалогах по ходу профессиональной деятельности на английском языке.</p> <p>Писать краткие сообщения на профессиональную тему.</p>	<p>Текущий контроль в форме экспертного наблюдения и оценки результатов достижения компетенции на учебных занятиях.</p> <p>Промежуточная аттестация в форме: дифференцированный зачёт</p>
<p>Уметь:</p> <ul style="list-style-type: none"> <li>- понимать общий смысл четко произнесенных высказываний на известные темы (профессиональные и бытовые);</li> <li>- понимать тексты на базовые профессиональные темы;</li> <li>- участвовать в диалогах на знакомые общие и профессиональные темы;</li> <li>- строить простые высказывания о себе и о своей профессиональной деятельности;</li> <li>- кратко обосновывать и объяснить свои действия (текущие и планируемые);</li> <li>- писать простые связные сообщения на знакомые или интересующие профессиональные темы</li> </ul>		



**Федеральное агентство морского и речного транспорта  
Федеральное государственное бюджетное образовательное учреждение  
высшего образования  
«Государственный университет морского и речного флота  
имени адмирала С.О. Макарова»  
Котласский филиал ФГБОУ ВО «ГУМРФ имени адмирала С.О. Макарова»**


**КОМПЛЕКТ КОНТРОЛЬНО-ОЦЕНОЧНЫХ СРЕДСТВ  
ПО УЧЕБНОЙ ДИСЦИПЛИНЕ  
«ОГСЭ.03 ИНОСТРАННЫЙ ЯЗЫК В ПРОФЕССИОНАЛЬНОЙ ДЕЯТЕЛЬНОСТИ  
(АНГЛИЙСКИЙ)»**

**ПРОГРАММЫ ПОДГОТОВКИ СПЕЦИАЛИСТОВ СРЕДНЕГО ЗВЕНА  
по специальности  
23.02.07 Техническое обслуживание и ремонт двигателей, систем и агрегатов автомобилей**

**квалификация  
специалист**


СОГЛАСОВАНА


Заместитель директора по учебно-методической работе филиала

  
 \_\_\_\_\_ Н.Е. Гладышева  
 19 05 2023

УТВЕРЖДЕНА


Директор филиала

  
 \_\_\_\_\_ О.В. Шергина  
 19 05 2023




ОДОБРЕНА

на заседании цикловой комиссии  
 иностранных языков  
 Протокол от 21.04.2023 № 6

Председатель   
 \_\_\_\_\_ А.А. Тулубенская

СОГЛАСОВАНА

Директор МБУ городского округа  
 Архангельской области «Котлас»  
 «Служба благоустройства»

  
 \_\_\_\_\_ Э.П. Стёпин  
 19 05 2023

**РАЗРАБОТЧИК:**

Тулубенская Алла Александровна – преподаватель КРУ Котласского филиала ФГБОУ ВО «ГУМРФ имени адмирала С.О. Макарова»

Комплект контрольно-оценочных средств по учебной дисциплине «ОГСЭ.03 Иностранный язык в профессиональной деятельности (Английский)» разработан в соответствии с Федеральным государственным образовательным стандартом среднего профессионального образования, утвержденным приказом Министерства образования и науки Российской Федерации от 9 декабря 2016 г. № 1568 (зарегистрирован Министерством юстиции Российской Федерации 26 декабря 2016 г., регистрационный № 44946) по специальности 23.02.07 «Техническое обслуживание и ремонт двигателей, систем и агрегатов автомобилей» с изменениями и дополнениями от 17 декабря 2020 г. № 747, профессиональным стандартом 33.005 «Специалист по техническому диагностированию и контролю технического состояния автотранспортных средств при периодическом техническом осмотре», утвержденным приказом Министерства труда и социальной защиты Российской Федерации от 23 марта 2015 г. № 187н (зарегистрирован Министерством юстиции Российской Федерации 29 апреля 2015 г., регистрационный № 37055), рабочей программы учебной дисциплины.

<b>СОДЕРЖАНИЕ</b>		<b>стр.</b>
<b>1. ПАСПОРТ КОМПЛЕКТА КОНТРОЛЬНО-ОЦЕНОЧНЫХ СРЕДСТВ</b>		<b>17</b>
<b>2. КОДИФИКАТОР ОЦЕНОЧНЫХ СРЕДСТВ</b>		<b>18</b>
<b>3. СИСТЕМА ОЦЕНКИ ОБРАЗОВАТЕЛЬНЫХ ДОСТИЖЕНИЙ ОБУЧАЮЩИХСЯ ПО КАЖДОМУ ОЦЕНОЧНОМУ СРЕДСТВУ</b>		<b>18</b>
<b>4. БАНК КОМПЕТЕНТНОСТНО-ОЦЕНОЧНЫХ МАТЕРИАЛОВ ДЛЯ ОЦЕНКИ УСВОЕНИЯ РАБОЧЕЙ ПРОГРАММЫ УЧЕБНОЙ ДИСЦИПЛИНЫ</b>		<b>20</b>



**1. ПАСПОРТ КОМПЛЕКТА КОНТРОЛЬНО-ОЦЕНОЧНЫХ СРЕДСТВ  
ПО УЧЕБНОЙ ДИСЦИПЛИНЕ  
«ОГСЭ.03 ИНОСТРАННЫЙ ЯЗЫК В ПРОФЕССИОНАЛЬНОЙ ДЕЯТЕЛЬНОСТИ  
(АНГЛИЙСКИЙ)»**

**1.1. Область применения контрольно-оценочных средств**

Контрольно-оценочные средства (КОС) являются частью нормативно-методического обеспечения системы оценивания качества освоения обучающимися программы подготовки специалистов среднего звена по специальности: 23.02.07 «Техническое обслуживание и ремонт двигателей, систем и агрегатов автомобилей» и обеспечивают повышение качества образовательного процесса.

КОС по учебной дисциплине представляет собой совокупность контролирующих материалов, предназначенных для измерения уровня достижения обучающимся установленных результатов обучения.

КОС по учебной дисциплине используется при проведении текущего контроля успеваемости и промежуточной аттестации обучающихся в виде дифференцированного зачёта.

**1.2. Результаты освоения учебной дисциплины, подлежащие проверке**

Код ОК	Умения	Знания
ОК 01, ОК 06	У1 - понимать общий смысл четко произнесенных высказываний на известные темы (профессиональные и бытовые); У2 - понимать тексты на базовые профессиональные темы; У3 - участвовать в диалогах на знакомые общие и профессиональные темы; У4 - строить простые высказывания о себе и о своей профессиональной деятельности; У5 - кратко обосновывать и объяснить свои действия (текущие и планируемые); У6 - писать простые связные сообщения на знакомые или интересующие профессиональные темы	31 - правила построения простых и сложных предложений на профессиональные темы; 32 - основные общеупотребительные глаголы (бытовая и профессиональная лексика); 33 - лексический минимум, относящийся к описанию предметов, средств и процессов профессиональной деятельности; 34 - особенности произношения; 35 - правила чтения текстов профессиональной направленности

Освоение содержания учебной дисциплины обеспечивает достижение обучающимися следующих личностных результатов программы воспитания:

<b>Личностные результаты реализации программы воспитания, определённые отраслевыми требованиями к деловым качествам личности</b>	
<b>Код</b>	<b>Формулировка</b>
ЛР 18	Ценностное отношение обучающихся к людям иной национальности, веры, культуры; уважительного отношения к их взглядам
ЛР 22	Приобретение навыков общения и самоуправления
ЛР 24	Ценностное отношение обучающихся к культуре, и искусству, к культуре речи и культуре поведения, к красоте и гармонии

## 2. КОДИФИКАТОР ОЦЕНОЧНЫХ СРЕДСТВ

Функциональный признак оценочного средства (тип контрольного задания)	Метод/форма контроля
Собеседование	Устный опрос, дифференцированный зачет
Задания для самостоятельной работы	Письменная проверка, контрольная работа, дифференцированный зачет
Практические задания	Практические занятия
Тест, тестовое задание	Тестирование, дифференцированный зачет

## 3. СИСТЕМА ОЦЕНКИ ОБРАЗОВАТЕЛЬНЫХ ДОСТИЖЕНИЙ ОБУЧАЮЩИХСЯ ПО КАЖДОМУ ОЦЕНОЧНОМУ СРЕДСТВУ

Оценка индивидуальных образовательных достижений по результатам текущего контроля и промежуточной аттестации производится в соответствии с универсальной шкалой (таблица)

Процент результативности (правильных ответов)	Качественная оценка индивидуальных образовательных достижений	
	балл (отметка)	вербальный аналог
90 - 100	5	отлично
80 - 89	4	хорошо
70 - 79	3	удовлетворительно
менее 70	2	неудовлетворительно

Критерии оценки ответов в ходе устного опроса

Оценивается правильность ответа обучающегося на один из приведенных вопросов. При этом выставляются следующие оценки:

«Отлично» выставляется при соблюдении следующих условий:

- полно раскрыл содержание материала в объеме, предусмотренном программой, содержанием лекции и учебником;
- изложил материал грамотным языком в определенной логической последовательности, точно используя специализированную терминологию и символику;
- показал умение иллюстрировать теоретические положения конкретными примерами, применять их в новой ситуации при выполнении практического задания;
- продемонстрировал усвоение ранее изученных сопутствующих вопросов, сформированность и устойчивость используемых при ответе умений и навыков;
- отвечал самостоятельно без наводящих вопросов преподавателя. Возможны одна-две неточности при освещении второстепенных вопросов или в выкладках, которые обучающийся легко исправил по замечанию преподавателя.

«Хорошо» - ответ удовлетворяет в основном требованиям на оценку «5», но при этом имеет один из недостатков:

- в изложении допущены небольшие пробелы, не исказившие логического и информационного содержания ответа;
- допущены один-два недочета при освещении основного содержания ответа, исправленные по замечанию преподавателя;
- допущены ошибка или более двух недочетов при освещении второстепенных вопросов или в выкладках, легко исправленные по замечанию преподавателя.

«Удовлетворительно» выставляется при соблюдении следующих условий:

- неполно или непоследовательно раскрыто содержание материала, но показано общее понимание вопроса и продемонстрированы умения, достаточные для дальнейшего усвоения программного материала, имелись затруднения или допущены ошибки в определении понятий, использовании терминологии и выкладках, исправленные после нескольких наводящих вопросов преподавателя;

- обучающийся не справился с применением теории в новой ситуации при выполнении практического задания, но выполнил задания обязательного уровня сложности по данной теме;

- при знании теоретического материала выявлена недостаточная сформированность основных умений и навыков.

«Неудовлетворительно» выставляется при соблюдении следующих условий:

- не раскрыто основное содержание учебного материала;
- обнаружено незнание или непонимание обучающимся большей или наиболее важной части учебного материала;
- допущены ошибки в определении понятий, при использовании терминологии и иных выкладках, которые не исправлены после нескольких наводящих вопросов преподавателя;
- обучающийся обнаружил полное незнание и непонимание изучаемого учебного материала или не смог ответить ни на один из поставленных вопросов по изучаемому материалу.

Критерии оценки выполненного практического задания (письменная проверка)

Оценка 5 ставится за работу, выполненную полностью без ошибок и недочётов.

Оценка 4 ставится за работу, выполненную полностью, но при наличии в ней не более одной негрубой ошибки и одного недочёта, не более трёх недочётов.

Оценка 3 ставится, если обучающийся правильно выполнил не менее 2/3 всей работы или допустил не более одной грубой ошибки и двух недочётов, не более одной грубой и одной не грубой ошибки, не более трёх негрубых ошибок, одной негрубой ошибки и трёх недочётов, при наличии четырёх-пяти недочётов.

Оценка 2 ставится, если число ошибок и недочётов превысило норму для оценки 3 или правильно выполнено менее 2/3 всей работы.

Оценка 1 ставится, если обучающийся совсем не выполнил ни одного задания.

Критерии оценки выполненного тестового задания

Результат аттестационного педагогического измерения по учебной дисциплине Иностранный язык в профессиональной деятельности (английский) для каждого обучающегося представляет собой сумму зачтенных тестовых заданий по всему тесту. Зачтенное тестовое задание соответствует одному баллу.

Критерием освоения учебной дисциплины для обучающегося является количество правильно выполненных заданий теста не менее 70 %.

Для оценки результатов тестирования предусмотрена следующая система оценивания образовательных достижений обучающихся:

- за каждый правильный ответ ставится 1 балл;
- за неправильный ответ - 0 баллов.

Тестовые оценки можно соотнести с общепринятой пятибалльной системой. Оценивание осуществляется по следующей схеме:

Процент результативности (правильных ответов)	Качественная оценка индивидуальных образовательных достижений	
	балл (отметка)	<i>вербальный аналог</i>
90 - 100	5	отлично
80 - 89	4	хорошо

70 - 79	3	удовлетворительно
менее 70	2	неудовлетворительно

Критерии оценки в ходе дифференцированного зачета

Ответ оценивается на «отлично», если обучающийся исчерпывающе, последовательно, грамотно и логически стройно излагает материал по вопросам билета, не затрудняется с ответом при видоизменении задания, свободно справляется с решением практических задач и способен обосновать принятые решения, не допускает ошибок.

Ответ оценивается на «хорошо», если обучающийся твердо знает программный материал, грамотно и по существу его излагает, не допускает существенных неточностей при ответах, умеет грамотно применять теоретические знания на практике, а также владеет необходимыми навыками решения практических задач.

Ответ оценивается на «удовлетворительно», если обучающийся освоил только основной материал, однако не знает отдельных деталей, допускает неточности и некорректные формулировки, нарушает последовательность в изложении материала и испытывает затруднения при выполнении практических заданий.

Ответ оценивается на «неудовлетворительно», если обучающийся не раскрыл основное содержание материала, допускает существенные ошибки, с большими затруднениями выполняет практические задания.

#### **4. БАНК КОМПЕТЕНТНОСТНО-ОЦЕНОЧНЫХ МАТЕРИАЛОВ ДЛЯ ОЦЕНКИ УСВОЕНИЯ УЧЕБНОЙ ДИСЦИПЛИНЫ**

##### **4.1 Текущий контроль**

###### **4.1.1. ПРАКТИЧЕСКАЯ РАБОТА**

Комплект оценочных заданий № 1 по Теме 1 Система образования в России и за рубежом (Аудиторная самостоятельная работа).

Название:

Лексический материал по теме.

Грамматический материал:

- разряды существительных;
- число существительных;
- притяжательный падеж существительных.

Экскурсия «Мой техникум».

Подготовка рекламного проспекта «Техникум»

Лексические задания

Перевести тексты по теме «Система образования в России и за рубежом» и составить схемы образования России и Великобритании.

I.Education in Russia

Levels of education

Education in Russia is compulsory for children between the ages of 6 and 15. It consists of primary school education for ages 6-10, followed by senior school for ages 10-15. If a pupil of secondary school wishes to go on in higher education, he or she must remain to complete secondary school for 2 more years, from ages 15-17.

Primary and secondary school includes 11 years of study. Every school has a core curriculum of academic subjects. After completing this stage, pupils are awarded the *Attestat o Srednem (Polnom) Obshchem Obrazovanii* (Certificate of Secondary Complete General Education).

At 15 years old, children may choose to enter a vocational school or non-university institute. These typically offer programmes of academic subjects and a programme of training in a technical field

until students reach 17 or 18. Such institutions used to be called *technikum* but now most of them are known as colleges.

Classwork often means reciting and written and oral testing. Criticism by the teacher in front of the class is frequent. If a student does not perform to standard, they will be 'left back' to remain another year.

### School hours and holidays

The Russian school year is comprised of 4 terms with vacations in between; 1 week in November, 2 weeks in January, 1 week in March and nearly 3 months in summer. School is held from September 1 until the final week of May, with exams in June.

The school day normally starts at 8 a.m. and finishes at 1 or 2 in the afternoon. Students generally attend class 5 days a week, although some schools require extra study on Saturdays.

A typical class lasts 40 - 45 minutes with a 5 -15 minute break in between. In primary school students have 4 classes a day. This increases to 5 or 6 classes a day in secondary school, and 6 or 7 at a senior high school.

A normal class consists of 20-30 students. In primary school, pupils have one teacher for all the subjects taught.

### Types of schools in Russia

There are usual state schools in Russia, in addition, state and private Lyceums and gymnasias. It is a serious problem for the parents to decide, which school their child should attend. The quality of the education in state schools is not always so good, as in gymnasias. But gymnasias are much more expensive. Different additional subjects are also taught in gymnasias, and that may be difficult for children. However, state schools, Lyceums and gymnasias are subordinated generally to the unified educational system of Russia.

During three or four years a child goes to the primary school where he studies only simple subjects, like mathematics and reading, for example. Then the middle school begins, the list of the subjects is enlarged. Every school has its main teaching program, the Russian language, literature, mathematics, natural sciences and body culture belong to it.

The primary school and the middle school last up to 11 years, but already after 9 years children can go to a college (or vocational school). If a pupil wants to go on the university, he must attend the school for two years more.

After leaving the middle school, the Lyceums, the gymnasias, or the vocational school one can get the higher education. All entrants must pass entrance examinations. Today these entrance examinations are often connected with final examinations. That is if one has passed the final examinations well, the entrance examinations won't already be necessary. Moreover, one can **pay** for the high education and also pass no entrance examinations.

At the university specialists are trained. Students study at the university during four years, then they get the Bachelor degree. Then one can study more for two years to get the master's degree. The master's degree is considered to be an advantage for potential employers.

### Boarding schools

The Suvorov Military Schools are a type of boarding school in the former Soviet Union and in modern Russia and Belarus for boys of 14–18. Education in such these schools focuses on military related subjects. The schools are named after Alexander Suvorov, the great 18th century general.

Their naval counterparts among Russian military schools for teenagers are the Nakhimov Naval Schools. They are named after Pavel Nakhimov, the 19th century admiral.

This type of schools was created in the USSR during the Great Patriotic War in December, 1943 to provide boys of school age, particularly those from families of military personnel, with a secondary education specializing in military (Army, Navy, Intelligence, etc.) subjects and training. Boarding school aspect was particularly important at the time because many students were war orphans, either without parents or with only surviving mother unable to support them.

A number of Suvorov/Nakhimov Military Schools still exist in the CIS countries (including Belarus). The Suvorov schools in Russia are now subordinate to the Commander-in-Chief of the Russian Ground Forces.

## II. Education in England

### Levels of education

In some areas of England there are nursery schools for children under 5 years of age. Some children between two and five receive education in nursery classes or in infants classes in primary schools. Many children attend informal pre-school play-groups organised by parents in private homes. Nursery schools are staffed with teachers and students in training. There are all kinds of toys to keep the children busy from 9 o'clock in the morning till 4 o'clock in the afternoon while their parents are at work.

Here the babies play, lunch and sleep. They can run about and play in safety with someone keeping an eye on them.

For day nurseries which remain open all the year round the parents pay according to their income. The local education authority's nurseries are free. But only about three children in 100 can go to them: there aren't enough places, and the waiting lists are rather long.

Most children start school at 5 in a primary school. A primary school may be divided into two parts—infants and juniors. At infants school reading, writing and arithmetic are taught for about 20 minutes a day during the first year, gradually increasing to about 2 hours in their last year. There is usually no written timetable. Much time is spent in modelling from clay or drawing, reading or singing.

By the time children are ready for the junior school they will be able to read and write, do simple addition and subtraction of numbers.

At 7 children go on from the infants school to the junior school. This marks the transition from play to «real work». The children have set periods of arithmetic, reading and composition which are all Eleven Plus subjects. History, Geography, Nature Study, Art and Music, Physical Education, Swimming are also on the timetable.

Pupils were streamed according to their abilities to learn into A, B, C and D streams. The least gifted are in the D stream. Formally towards the end of their fourth year the pupils wrote their Eleven Plus Examination.

The hated 11 + examination was a selective procedure on which not only the pupils' future schooling but their future careers depended. The abolition of selection at Eleven Plus Examination brought to life comprehensive schools where pupils can get secondary education.

There are some types of secondary schools in England. They are: grammar schools, modern schools and comprehensive schools.

Secondary Schools. At the age of 11 when children leave junior school to start the second stage of their education they go to assessment centers or for interviews at local secondary schools. This system has replaced the old selective examination (it was called "Eleven Plus Examination") which was much criticized by teachers and parents. Nowadays most of the secondary schools in Great

Britain have gone over to be comprehensive system. Almost 50% of all secondary schools are single sex.

The Comprehensive Schools take all children over eleven regardless of their supposed intelligence. In these schools children are not separated according to ability. On graduating, the students can enter universities, colleges, polytechnics or other higher educational establishments.

The organization of state schooling is not centralized as in most European countries. Firstly, there is no prescribed curriculum. Secondly, the types of school available and the age ranges vary in different parts of the country. State schooling in the United Kingdom is financed partly by the government and partly by local rates.

Pupils going on to higher education or professional training usually take "A" level examinations in two or three subjects. Universities accept students mainly on the basis of their "A" level results.

There are forty-seven universities in Britain and thirty former polytechnics, plus 350 colleges and institutes of higher education.

The most famous universities are Oxford and Cambridge, called "Oxbridge".

### School hours and holidays

The English academic year runs from September to July.

Schools are open for 195 days each school year.

English schools have six terms (semesters), separated by holidays (vacations).

The school year is 39 weeks long and is divided into six terms:

Term 1 - September to October (followed by a one week holiday)

Term 2 - October to December (followed by a two week holiday)

Term 3 - January to February (followed by a one week holiday)

Term 4 - February to March (followed by a two week holiday)

Term 5 - April to May (followed by a one week holiday)

Term 6 - June to July (followed by a six week summer holiday)

Holidays / Vacations

Our main School holidays are:

Christmas - 2 weeks

Spring - 2 weeks

Summer (end of July and the whole of August) - 6 weeks

We also have a one week holiday at the end of every odd numbered term.

### Types of schools in England

The main categories of school are:-

- local authority maintained schools (State Schools)  
Free to all children between the ages of 5 - 16
- independent schools. (Private/Public Schools)
- Parents pay for their children's' education.

### State Schools

In the UK 93% of the children in England and Wales go to "state schools". State schools are non fee-paying, funded from taxes and most are organized by Local Authorities (LA).

Parents are expected to make sure that their child has a pen, pencil, ruler etc. but the cost of other more specialized equipment, books, examination fees are covered by the school.

Parents are, however, expected to pay for their child's school uniform and items of sports wear.

Charges may also be made for music lessons and for board and lodgings on residential trips.

Schools may ask for voluntary contributions for school time activities - but no pupil may be left out of an activity if their parents or guardian cannot or do not contribute.

### Fee Paying Schools

## Independent

## Schools

7% of the children in England go to independent schools. Independent schools are known as private schools and public schools. Parents pay for their children to attend these schools.

Nursery/Kindergarten 2 to 4 years

Pre-preparatory 3 or 4 to 7 years

Preparatory 7 to 11 or 13 years

Public 11 or 13 to 18 years

## Boarding schools

One of top boarding schools in England! A great residential school in academically oriented Cambridge! Abbey College in Cambridge is an independent 6th form college that offers a stimulating environment in which staff and students work together to achieve academic success. There are about 260 students at the college, almost all of whom are in the 6th form and preparing for the General Certificate of Education at A-level.

Abbey College Cambridge is part of the Alpha Plus Group and aims to maintain a 'gold standard' of education. Classes are small, so enabling students and teachers to focus upon the most effective ways of learning.

The track record of Abbey College Cambridge students speaks for itself. Our results have established the college as one of the very best independent 6th form colleges in Great Britain. In the 2012 A-level examinations our students achieved the following pass rates: grade A\* 40%, grade A\*/A 72% and grade A\*/B 89%.

The city of Cambridge is a fusion of the everyday and the extraordinary. It is a city that has shaped history and continues to make its mark on the future.

Грамматическое задание: выполнить грамматические упражнения по теме «Множественное число имени существительного»

Задание 1. Образуйте множественное число имен существительных.

A dog, a ball, a desk, a horse, a fact, a nose, a lip, a mother, a father, a brother, a pen, a pencil, a flower, a kid, a pupil, a lion, an elephant, an apple.

Задание 2. Образуйте множественное число имен существительных.

A class, a box, a bus, a match, a bush, a wish, a loss, a tomato, a princess, a boss, an ostrich, a brush, a witch, a fox, a dish, a hero, an address, a glass.

Задание 3. Образуйте множественное число имен существительных.

A cry, a lady, a baby, a puppy, a strawberry, a cherry, a reply, a party, a spy, the sky, a city, a country, a lorry, a doggy, a poppy, a story, an enemy, a family.

Задание 4. Образуйте множественное число имен существительных.

A loaf, a wife, a wolf, a calf, a safe, a shelf, an elf, a roof, a scarf, a thief.

Задание 5. Образуйте множественное число имен существительных.

A baby, a plant, a lemon, a peach, a banana, a brush, a star, a mountain, a tree, a shilling, a king, the waiter, the queen, a man, a woman, the woman, an eye, a shelf, a box, the city, a boy, a goose, the



watch, a mouse, a dress, a toy, the sheep, a tooth, a child, the ox, a deer, the life, a tomato, a secretary, a crowd, the airport, a theatre, the tornado, a shop, the tragedy.

Задание 6. Напишите имена существительные в единственном числе.

Children, shelves, feet, desks, classes, buses, men, pencils, women, babies, tomatoes, potatoes, dresses, mice, teeth, sheep, puppies, fish, foxes, rabbits, boxes, geese, deer, bosses, salmon, animals.

Комплект оценочных заданий № 2 по Теме 2 История развития автомобилестроения (Аудиторная самостоятельная работа).

Название:

Лексический материал по теме.

Грамматический материал:

- разряды прилагательных;
- степени сравнения прилагательных;
- сравнительные конструкции с союзами

Лексические задания

## HISTORY OF THE AUTOMOBILE

Задание 1. Выпишите новые слова и словосочетания:

full-size self-propelled vehicle – полноразмерное самодвижущееся средство передвижения

to propel a vehicle – передвигать транспортное средство

steam-driven carriage – экипаж, приводимый в движение паром

three-wheeled carriage – 3-колесный экипаж

conventional vehicles – обычное средство передвижения

steam-engine – паровой двигатель

to run at slow speed – двигаться на малой скорости

internal combustion engine – двигатель внутреннего сгорания

steam-powered engine – паровой двигатель

four-stroke cycle engine – двигатель 4-тактный

battery-powered – питание от батареи

pollute – загрязнять

pollution – загрязнение

exhaust – выхлоп

gallon of fuel – галлон топлива

basic – основной

clatter – стук, шум

pump – качать

brake – тормоз

roller – каток

gear-box – коробка передач

burner – камера сгорания

valve – клапан

cam – кулачок

fuel – топливо

save – экономить

ignite – зажигать

Задание 2. Прочитайте и переведите текст:

The history of the automobile goes back several hundred years. One of the earliest attempts to propel a vehicle by mechanical power was suggested by sir Isaac Newton about 1680. It was little more than a toy consisting of a steam boiler supplying a steam jet turned to the rear.

However, the credit for building the first self-propelled road vehicle must undoubtedly go to the French military engineer, Nicholas Cugnot (Кюньо). Between 1763 and 1769 two steam-driven carriages were built and tried.

In 1784 the Russian inventor Kulibin built a three-wheeled carriage. In his vehicle he used for the first time such new elements as brakes, rollers and a gear –box. The first Englishman to build a full-size self-propelled vehicle for use on the roads and to obtain practical results was Threvithick (Тревитик). Between 1798-1800 he built several working models.

Up to 1860 most of road vehicles were powered by steam engines which ran at slow speeds. In 1860 Lenoir (Ленуар) of Paris built an internal combustion engine which ran on city gas, the gas being ignited by an electric spark. In 1866, Otto invented the type of four-stroke cycle engine which is used today.

Slowly but surely the auto industry is perfecting a number of alternatives to the conventional engines found in almost all of today's passenger cars. Two prime factors lie behind the search for different engines - the necessity to reduce air pollution by requiring cleaner auto exhaust and the desire to produce cars that will run farther on a gallon of fuel. While basic research is continuing on electric and steam powered engines, it is the diesel, turbine and Stirling that are current industry favourites.

Diesels get better mileage than gasoline engines, and the fuel is usually cheaper. In 1890's, Rudolf Diesel, invented the engine that bears his name. As air is drawn into the engine and compressed internal temperatures rise, and pressures reach two to three times those in a gasoline engine. The extreme pressures have meant that diesels usually are much larger and heavier than gasoline engines of the same power potential.

The disadvantages of diesels as passenger - car engines are slow performance, noise and smoke.

The turbine and Stirling are multifuel engines, capable of running on any liquid that will burn, including such exotic types as peanut oil and perfume. This would be a major advantage if severe petroleum shortages develop.

The turbine cars now operating are handbuilt models that cost more than 1 million dollars each. Alloys of precious metals of high durability are still required for certain vital turbine parts. Engineers believe that progress in ceramics hold the key to making turbines practical alternatives to present-day engines...

The Stirling concept, first offered more than 150 years ago by a Scottish clergyman, involves external instead of internal combustion ... In the new design, hydrogen gas is heated by a burner, which can run on virtually all kinds of fuel ... Engineers point out that a Stirling engine would be quieter than an equivalent internal combustion engine, would emit less toxic gases, and would use fuel more economically ...

Yet, there is still opinion in the auto industry that the conventional gasoline powered engine - the type in almost universal use now - will continue to dominate until or unless outside circumstances dictate otherwise.

Задание 2.1. Answer the questions.

1. Who made an attempt to propel a vehicle?
2. Who built the first self-propelled road vehicle?
3. What kind of carriage did the Russian inventor Kulibin build in 1784?
4. What did Kulibin use in his vehicle for the first time?
5. What were all road vehicles up to 1860 powered by?
6. What did Lenoir built in 1860?
7. How did an internal combustion engine run on?

8. When was the four-stroke cycle engine invented?
9. What are the main factors that are important search for different engines?
10. Why are these factors very important?
11. What are the disadvantages of diesel?
12. When was the Stirling engine invented?
13. Will electric cars replace the conventional vehicles?
14. What kind of engine will dominate in the near future?

Задание 2.2. Выпишите предложения где говорится:

- а) о первых попытках использовать механическую энергию для приведения в движение экипажа;
- б) об основных требованиях, предъявляемых к автомобилю.

Задание 2.3. Выберите утверждения, соответствующие содержанию текста.

1. The history of the automobile goes back...
  - a) a hundred years;
  - b) a thousand years;
  - c) several hundred years.
  
2. Diesels are usually much larger and heavier than...
  - a) gasoline engines;
  - b) turbine cars;
  - c) Stirling engines.
  
3. The disadvantages of diesels are...
  - a) low speeds;
  - b) noise and smoke;
  - c) heavy weights.
  
4. The turbine and Stirling are multifuel engines, capable of running on...
  - a) petrol only;
  - b) peanut oil and perfume;
  - c) benzene.

Задание 2.4. Прочтите текст еще раз, обращая внимание на даты, цифры и связанные с ними факты. Выпишите эти предложения.

Задание 2.5. Переведите на русский язык следующие слова и словосочетания:

vehicle, mechanical power, self-propelled, was constructed, a steam-driven carriages, wheels, passengers, motor cars, issued, prosecuted, of gasoline engines, introduced the four-stroke cycle of operation, two-seated cars, efficient, international combustion engine, abolition, automobile industry, collect antique cars, advertisements.

Задание 2.6. Закончите предложения, используя текст

- 1) In .... a steam engine was built in Great Britain.
- 2) From 1860 to 1900 was a period of the application...
- 3) The cars of that time were very small...
- 4) Multi-cylinder engines came into use, most commonly used are...
- 5) The best collection-100 old cars of great rarity –...

Задание 2.7. Расскажите об истории автомобилестроения, используя следующие выражения и глаголы:

the history of the automobile mechanical power, a steam boiler, selfpropelled, vehicle steam-driven carriages, brakes, gear-box, steam engines, internal-combustion engine, air-pollution, diesel engines, turbine cars, Stirling engine;

to go back, to propel, to build, to use, to obtain, to be powered by, to invent, to reduce, to produce, to offer, to involve, to dominate.

Задание 2.8. Подберите к слову его описание.

1. production	a. to make or draw plans for something, for example clothes or buildings
2. to design	b. damage caused to water, air, etc. by harmful substances or waste
3. automobile	c. a road vehicle with an engine, four wheels, and seats for a small number of people
4. carriage	d. to start to burn
5. pollution	e. a substance that is used to provide heat or power, usually by being burned
6. engine	f. the process of making or growing goods to be sold
7. vehicle	g. a vehicle with four wheels that is usually pulled by horses and was used mainly in the past
8. engineer	h. a machine that uses the energy from liquid fuel or steam to produce movement
9. fuel	i. a person whose job is to repair or control machines, engines, or electrical equipment
10. to combust	j. a machine, usually with wheels and an engine, used for transporting people or goods on land, especially on roads

3. Прочитайте и переведите текст на русский язык.

History of the automobile

The Ford Model T (foreground) and Volkswagen Beetle (background) are among the most mass-produced car models in history.

The early history of the automobile can be divided into a number of eras, based on the prevalent means of propulsion. Later periods were defined by trends in exterior styling, size, and utility preferences.

In 1769 the first steam-powered automobile capable of human transportation was built by Nicolas-Joseph Cugnot.

In 1808, François Isaac de Rivaz designed the first car powered by an internal combustion engine fueled by hydrogen.

In 1870 Siegfried Marcus built the first gasoline powered combustion engine, which he placed on a pushcart, building four progressively sophisticated combustion-engine cars over a 10-to-15-year span that influenced later cars. Marcus created the two-cycle combustion engine. The car's second incarnation in 1880 introduced a four-cycle, gasoline-powered engine, an ingenious carburetor design and magneto ignition. He created an additional two models further refining his design with steering, a clutch and a brake.

The four-stroke petrol (gasoline) internal combustion engine that still constitutes the most prevalent form of modern automotive propulsion was patented by Nikolaus Otto. The similar four-stroke diesel engine was invented by Rudolf Diesel. The hydrogen fuel cell, one of the technologies hailed as a replacement for gasoline as an energy source for cars, was discovered in principle by Christian Friedrich Schönbein in 1838. The battery electric car owes its beginnings to Ányos Jedlik, one of the inventors of the electric motor, and Gaston Planté, who invented the lead-acid battery in 1859.

In 1885, Karl Benz developed a petrol or gasoline powered automobile. This is also considered to be the first "production" vehicle as Benz made several other identical copies. The automobile was powered by a single cylinder four-stroke engine.

In 1913, the Ford Model T, created by the Ford Motor Company five years prior, became the first automobile to be mass-produced on a moving assembly line. By 1927, Ford had produced over 15,000,000 Model T automobiles.

At the turn of the 20th century electrically powered automobiles became a popular alternative method of automobile propulsion.

### INVENTORS OF THE FIRST CARS

Выпишите новые слова и словосочетания:

advance, advanced, advantage	продвигать, современный, преимущество
candle, candle light	свеча, свет от свечи
chemist	химик
code, Morse code	код, азбука Морзе
design, to design	дизайн, конструировать
diesel	дизель
discovery	открытие
dot-and-dash alphabet	азбука Морзе
due to	благодаря
engine	двигатель
steam engine	паровой двигатель
internal combustion engine	двигатель внутреннего сгорания
petrol engine	бензиновый двигатель
fire	стрелять, палить
fire bullets	стрелять пулями
flunk	потерпеть фиаско
fuel	топливо, горючее
run on fuel	передвигаться на топливе
horsepower	лошадиная сила
invent, inventor, invention	изобретать, изобретатель, изобретение
patent	патентовать
penetrate	проникать, пропускать
to perfect	усовершенствовать
to produce	производить, вырабатывать
reliable	надежный, прочный
rubber, rubber solution	резина, каучуковый раствор
to split	расщеплять, раскалывать
to succeed in	преуспевать в

Задание 4. Прочитайте и переведите текст:

### INVENTORS OF THE FIRST CARS

Over the centuries, man's way of life was changed by a relatively small number of discoveries and inventions. But changes have come more and more often since the steam engine was invented in 1765 by James Watt. In just two hundred years, man advanced from horsepower and candle light to aeroplanes and neon lamps. Our ideas about travel have changed completely since

Gottlieb Daimler and Charles Benz built their first petrol engine in 1885 and the Wright Brothers made the first flight in 1903.

In 1897 Rudolf Diesel invented a new internal combustion engine. It is known as a diesel and it began a transport revolution in cars, lorries, trains and ships. The main advantage of diesels is that they run on rather cheap fuel.

Charles Rolls was a British aristocrat and businessman, who was especially interested in cars. Once he met another enthusiast of cars Henry Royce, a famous car engineer. They decided to design the most comfortable and reliable car. At the beginning of the 20<sup>th</sup> century it seemed to be a fantasy. But in 1907 they managed to create the world – famous Rolls – Royce car. It was so comfortable and reliable that one of the models “Silver ghost” hadn’t changed greatly for 20 years since 1907.

Samuel Colt, who was an American, designed and patented a pistol in 1836. It had a revolving barrel and could fire 6 bullets one after the other. It was the first pistol of its kind. Later there came many other pistols with 6 bullets.

Samuel Finley Morse was a portrait painter, who became an inventor. For 12 years he tried to perfect the telegraph and succeeded in inventing the telegraphic dot - and – dash alphabet, now known as Morse code. Though there were some other codes in America in the 19<sup>th</sup> century, Morse code is used nowadays all over the world.

Charles Makintosh was a chemist by profession. He worked in a textile industry and in 1823 he developed a rubber solution used for raincoat production. Raincoats with this rubber solution didn’t allow water to penetrate. These raincoats were called makintoshes and people use them in rainy weather.

Some people say we live in the age of computers; but it is also correctly described as the atomic age or the space age. Today, a journey from London to Cairo takes hours. Only a hundred years ago it took weeks. Today, men think seriously of going to Mars. 50 years ago they only dreamt about it. Today we produce energy by splitting the atom. A century ago, no one believed it could be split. Due to inventions, technology has advanced so quickly that cars and televisions are out of date only a few years after they were made.

#### Задание 4.1. Соедините части предложения

- |   |   |
|---|---|
| 1. A steam engine ...                                     | a. very popular even nowadays                 |
| 2. A new internal combustion engine...                    | b. was the most comfortable and reliable car. |
| 3. The main advantage of diesels is...                    | c. was invented by Rudolf Diesel.             |
| 4. The world famous Rolls Royce car...                    | d. was invented by James Watt.                |
| 5. All the cars produced by the firm<br>“Daimler-Benz”... | e. was a car engineer by profession.          |
| 6. Henry Royce....  | f. were called “Mercedes-Benz”.               |
| 7. A German engineer Rudolf Diesel...                     | g. made his famous invention in 1897.         |
| 8. Morse code is...                                       | h. that they run on rather cheap fuel.        |

#### Задание 4.2. Выберите продолжение предложений

1. Changes in the man’s way of life have become more evident since the discovery of a pistol with 6 bullets; 1765;

the birth of Edison, one of the greatest inventors; the first patented invention was registered.

#### 2. An invention is

the case of finding something which existed before but was not known to people. It is often a place or a scientific fact;

a difficulty that needs attention and thought in order to solve it;

something that is finished or gained through skill or hard work;

a useful thing or idea which is produced by scientists for the first time.

3. The “Silver Ghost” model was famous for its reliability and comfort; created by Wright brothers; one of the best racing cars at the beginning of the 20<sup>th</sup> century. named after its creator Tom Silver.

Due to the development of a rubber solution  
raincoats were called makintoshes;  
a transport revolution began;  
the production of waterproof raincoats was quite successful;  
raincoats became very popular.

Задание 4.3. Поставьте предложения в хронологическом порядке.

1. These two inventors managed to design the most reliable and comfortable car for the beginning of the last century.
2. He invented the first gun with 6 bullets.
3. This invention got its name after the inventor and is used in rainy weather.
4. The invention of this engine gave birth to a large number of other discoveries and inventions.
5. This invention is used nowadays all over the world though there were some other inventions on analogy in the 19<sup>th</sup> century.
6. Last century was remarkable for the introduction of the laser, the proliferation of calculators and computers and a revolution in the telecommunication industry
7. The main advantage of that invention was that it used rather cheap fuel.

Задание 4.4. Допишите предложения, используя текст:

1. Changes have come more and more often since...
2. The main advantages of diesels is ...
3. Charles Rolls was a British aristocrat and businessman...
4. Some people say we live ....
5. Today men think ....
6. Due to inventions ....

Задание 4.5. Напишите, что изобрели эти люди:

1. R. Diesel
2. S. Colt
3. C. Rolls
4. C. Makintosh
5. S. Morse
6. C. Benz

Задание 4.6. Заполните пропуски, изменив слова справа

His ____ could not be used to protect tall buildings during a storm.	DISCOVER
This _____ became very popular because it gave off much heat.	INVENT
He persuaded the _____ to try locomotives.	DIRECT
The _____ of the colliery bought some engines and began to experiment for himself.	OWN

Samuel Morse was the pioneer of the most widely used electrical _____ in the world today.	COMMUNICATE
1. What he needed was a _____ lamp.	SAFE
1. Franklin's _____ about natural phenomena can be observed from his boyhood.	CURIOUS
1. At that time people were _____ afraid of lightning.	TERRIBLE
1. One day he brought a new _____ to the laboratory.	TRANSMIT

Задание 4.7. Соедините слова из обоих столбцов, чтобы получились словосочетания, переведите их:

A	B
lightning	service
metal	power
steam	lines
railroad	lamps
coal	conductor
telegraph	light
horse	locomotive
passenger	gas
oil	engine
candle	key

Задание 5. Прочитайте и переведите текст. Выпишите выделенные слова с переводом.

Inventors on both sides of the Atlantic discovered during the 1880s that technologies for making self-propelled carriages and wagons had progressed dramatically. Soon sundry vehicles powered by steam, internal combustion engines, and electricity were rolling across Germany, France, and the United States.

The first practical internal combustion engine was built by Etienne Lenoir, a Belgian living in France. Patented in 1860, his water-cooled contraption burned coal gas and was noisy and inefficient; even so, for two decades it had many buyers. Lenoir's engine was a clear proof of concept to other inventors, especially in Europe.

Nikolaus Otto, a German, was one of many inspired by Lenoir's technical and commercial success. Mechanically gifted, Otto sought to improve the Lenoir engine, and in the late 1870s he did. Otto's four-cycle design embodied features that would become standard in gasoline automobile engines.

The cars of that time were very small, two-seated cars with no roof, driven by an engine placed under the seat. Motorists had to carry large cans of fuel and separate spare parts, for there were no repair or filling stations to serve them.

The Otto engine and the many clones it spawned, though intended to replace small steam engines in industry, inaugurated the era of the gasoline-powered automobile. Clearly, the compact internal combustion engine was a most suitable technology for the self-propelled vehicle.

Karl Benz, also a German, employed his own Otto-type engine to power a three-wheel carriage in 1885. These tri-wheelers, with a one-cylinder engine that developed 0.8 hp, were put on the market in 1887, perhaps the earliest commercial automobiles.

In 1891 Benz added a four-wheel motorized carriage to his company's offerings. These automobiles sold well and were widely imitated. In the early 1890s, for example, Planhardet



Levassoras well as Pfeugeot in France were peddling cars to the public. Henry Ford, however, was still a long way from building automobiles.

Задание 5.1. Заполните пропуски в предложениях, в соответствии с содержанием текста и переведите предложения.

1. Inventors on both sides of the Atlantic ... during the 1880s that technologies ... had progressed dramatically.
2. Patented in 1860, his water-cooled contraption ... and was ... and ... .
3. Otto's four-cycle design ... that would become standard in ... engines.
4. Motorists had to carry ... and separate ... , for there were no ... or ... to serve them.
5. The compact internal combustion engine was a most ... for the ... .
6. Karl Benz ... his own Otto-type engine ... a three-wheel carriage in 1885.

Задание 5.2. Ответьте на вопросы и перескажите текст

1. Who built the first practical internal combustion engine?
2. Who improved the Lenoir engine?
3. What era did the Otto engine inaugurate?
4. Who introduced the First commercial automobile?

Задание 6. Прочитайте и переведите тексты об известных изобретателях.

#### Karl Benz and Nicolaus Otto

Benz, Karl (1844 — 1929) was a German inventor of the automobile, who devoted his life to making a horseless vehicle. When Benz's three-wheeled engine-driven machine (the first "car") appeared on the streets in 1885, people couldn't believe that it moved without the aid of horses. It was a great triumph to him because Benz built a new engine that was lighter and more powerful than any other. He put it onto a chassis and got power from the engine to the wheels. Benz's first car was a great achievement for him. Everything — the engine, fuel transmission, controls — had been developed and designed by him. The wheels were driven by means of a chain, and there were two speeds.

In his early days the speed limits were 12 kilometers an hour outside the city, six - inside. Benz realized that he would never be able to improve his cars if this rule were not changed. He thought up a plan. He invited the Minister to ride in his car and agreed with a milkman that the latter would wait with his horse for them on a certain place. When Benz, with the Minister in his car, passed the milkman, the latter started off, passed the car at a good speed and laughed at them. The plan worked perfectly. The Minister ordered to go faster. But Benz referred to speed limit. "Never mind", said the Minister. Thus Benz won the day.

Nicolaus Otto (June 14, 1832 – January 26, 1891) – one of the most important landmarks in engine design comes from Nicolaus Otto who in 1876 invented an effective gas motor engine—the first practical alternative to the steam engine. Otto built the first practical four-stroke internal combustion engine called the "Otto Cycle Engine," and when he completed his engine, he built it into a motorcycle.

In May 1876, Nicolaus Otto built the first practical four-stroke piston cycle internal combustion engine. He continued to develop his four-stroke engine after 1876 and he considered his work finished after his invention of the first magneto ignition system for low voltage ignition in 1884. Otto's patent was overturned in 1886 in favor of the patent granted to Alphonse Beau de Roches for his four-stroke engine. However, Otto built a working engine while Roaches' design stayed on paper. On October 23, 1877, another patent for a gas motor engine was issued to Nicolaus Otto, and Francis and William Crossley.

In all, Otto built the following engines:

- 1861 A copy of Lenoir's atmospheric engine

- 1862 A four-cycle compressed charge engine (prior to Rochas's patent) which failed as it broke almost immediately
- 1864 The first successful atmospheric engine
- 1876 The four-stroke compressed charge engine which is acknowledged as the "Otto" cycle engine. The term Otto cycle is applied to all compressed charge, four cycle engines.

Nicolas-Joseph Cugnot

Nicolas-Joseph Cugnot (26 February 1725 – 2 October 1804) was a French inventor. He is believed to have built the first self-propelled mechanical vehicle.

French military engineer designed and built the world's first true automobile, a huge, heavy, steam-powered tricycle.

After serving in the Austro-Hungarian army in the Seven Years' War, Cugnot returned to Paris in 1763 to devote his time to writing military treatises and tinkering with a number of inventions he had conceived while campaigning.

He built two steam-propelled tractors for hauling artillery, the first in 1769, the second in 1770. The second alone survived and is preserved in the National Conservatory of Arts and Crafts, Paris.

This vehicle's two-piston steam engine was designed independently of Thomas Newcomen and James Watt and was based directly on the theoretical descriptions of the French physicist Denis Papin. The engine in it was the first to employ high-pressure steam expansively without condensation. The carriage was tricycle-mounted, with the single front wheel performing both steering and driving functions. The problems of water supply and maintaining pressure severely handicapped the vehicle, which nevertheless proved the feasibility of steam-powered traction.

Jean Joseph Étienne Lenoir

Étienne Lenoir, (born Jan. 12, 1822, Mussy-la-Ville, Belg.—died Aug. 4, 1900, La Varenne-Saint-Hilaire, Fr.), Belgian inventor who devised the first commercially successful internal-combustion engine.

Lenoir's engine was a converted double-acting steam engine with slide valves to admit the air-fuel mixture and to discharge exhaust products. A two-stroke cycle engine, it used a mixture of coal gas and air. Though only about 4 percent efficient in fuel consumption, it was a smooth-running and durable machine (some machines were in perfect condition after 20 years of continuous operation), and by 1865 more than 400 were in use in France and 1,000 in Britain, used for such low-power jobs as pumping and printing.

In 1862 Lenoir built the first automobile with an internal-combustion engine. He had adapted his engine to run on liquid fuel and with his vehicle made a 6-mile (10-kilometre) trip that required two to three hours. His other inventions include an electric brake for trains (1855), a motorboat using his engine (1886), and a method of tanning leather with ozone.

Gottlieb Daimler

Gottlieb Daimler, in full Gottlieb Wilhelm Daimler, (born March 17, 1834, Schorndorf, Württemberg [Germany]—died March 6, 1900, Cannstatt, near Stuttgart), German mechanical engineer who was a major figure in the early history of the automotive industry.

Daimler studied engineering at the Stuttgart polytechnic institute and then worked in various German engineering firms, gaining experience with engines. In 1872 he became technical director in the firm of Nikolaus A. Otto, the man who had invented the four-stroke internal-combustion engine. In 1882 Daimler and his coworker Wilhelm Maybach left Otto's firm and started their own engine-building shop. They patented one of the first successful high-speed internal-combustion engines (1885) and developed a carburetor that made possible the use of gasoline as fuel. The two used their early gasoline engines on a bicycle (1885; perhaps the first motorcycle in the world), a four-wheeled (originally horse-drawn) carriage driven by a one-cylinder engine (1886), and a boat (1887). The two men's efforts culminated in a four-wheeled vehicle designed from the start as an automobile (1889). This commercially feasible vehicle had a framework of light tubing, a rear-

mounted engine, belt-driven wheels, and four speeds. In 1890 Daimler-Motoren-Gesellschaft was founded at Cannstatt, and in 1899 the firm built the first Mercedes car.

Charles Stewart Rolls

Charles Stewart Rolls (27 August 1877 - 12 July 1910) was a motoring and aviation pioneer. Together with Frederick Henry Royce he co-founded the Rolls-Royce car manufacturing firm. He was the first Briton to be killed in a flying accident, when the tail of his Wright Flyer broke off during a flying display near Bournemouth, England. He was aged 32.

Rolls was born in Berkeley Square, London, third son of the 1st Baron Llangattock. Despite his London birth, he retained a strong family connection with his ancestral home of The Hendre, near Monmouth, Wales. After attending Mortimer Vicarage Preparatory School in Berkshire, he was educated at Eton College where his developing interest in engines earned him the nickname dirty Rolls.

In 1894 he attended a private crammer in Cambridge which helped him gain entry to Trinity College, Cambridge where he studied Mechanical and Applied Science. In 1896, at the age of 18, he travelled to Paris to buy his first car, a Peugeot Phaeton, and joined the Automobile Club of France. His Peugeot is believed to have been the first car based in Cambridge, and one of the first three cars owned in Wales. An early motoring enthusiast, he joined the Self-Propelled Traffic Association which campaigned against the restrictions imposed on motor vehicles by the Locomotive Act, and became a founder member of the Automobile Club of Great Britain with which it merged 1897.

## RUSSIAN AUTOMOBILE ENGINEERING

Задание 7. Прочтите текст и переведите его письменно.

The automobile industry in our country has been developed since 1916. Before that time Russia had no automobile industry at all, technical schools had no departments to train specialists in automobile engineering. But in the history of the automobile such names as Shamshurenkov, Blinov, Mamin and other Russian experts in mechanics must be remembered.

The first automobile built by Shamshurenkov, a Russian inventor, was put into motion by the pedalling of the driver himself. Blinov designed and constructed tractor driven by steam engine. Mamin was one of the pioneers in Russian internal combustion engines.

Today Russian automobiles are engineered and built in such a manner that they are able to withstand heavy loads for long periods of operation. The modern automobile is much more than a means of riding from one place to another. The passenger's safety and comfort must be considered as much as the car's reliable performance and ability to travel on the highways.

The modern automobile must have a steel body and a steel roof and this roof must be insulated against the summer's heat and winter's (old Ventilation is also of great importance. The comfort and convenience of the driver must be taken into consideration too. The automobile must have a heater with special defrosting devices which insure clear vision to the driver. The automobile must have great power for riding, have dependable clutch and brakes, have good riding qualities, good lights, dependable starting and ignition systems, low fuel consumption, as well as long service life.

Задание 7.1. Ответьте на вопросы

1. Since what time has the automobile industry been developed in our country?
2. Who are the most famous Russian experts in mechanics?
3. How was the first automobile put into motion?
4. How are Russian automobiles engineered and built today?

Задание 8. Прочитайте и переведите текст.

Fyodor Abramovich Blinov and Yakov Mamin

The Russian inventor-taught, a creator of the first in the world caterpillar tractor, F.A. Blinov was born in 1827 in the village of Nikolskoye in the family of a serf. In 1840 Blinov

received his freedom and began to work on a ship. Soon he became well-known on the Volga as an experienced master for the repairing of equipment. By 1895 Blinov developed the world's first tractor, in which was installed steam machine. Fyodor Abramovich, the creator of the first in the world tracked tractor was given the rank of "Honorary citizen of the city Balakovo".

Inventors-self-taught Fyodor Abramovich Blinov and Yakov Mamin glorified Balakovo as the birthplace of the world's first caterpillar tractor, wheel self-propelled gun and Russian diesel engine; the plant of oil engines and tractors Yakov Mamin in 1915 produced 325 diesel engines, with a total capacity of 5100 horsepower.

#### Leonty Shamshurenkov

Leonty Luk'yanovich Shamshurenkov (1687—1758) was a self-taught Russian inventor of peasant origin, who designed a device for lifting the Tsar Bell onto a bell-tower, constructed in 1752 the first self-propelling or *self-running* carriage (may be regarded as precursor to both quadrocycle and automobile) and proposed projects of an original odometer and self-propelling sledge.



#### Caterpillar tracks, track assembly

In 1837, Russian army captain Dmitry Zagryazhsky came up with drawings of a caterpillar drive and applied to the Ministry of Finance for a patent for his invention of a "carriage with a flat chain mechanical caterpillar". He was granted a patent but his invention did not interest manufacturers at that time and the patent was annulled in 1839. Much later, in 1877, Russian peasant and self-taught inventor Fyodor Blinov completed Zagryazhsky's unfinished task and created a wagon that moved on caterpillars. This invention gave the green light to production of tractors and, subsequently, of tanks.

#### Electrically-powered railway wagons

The invention of an electrically-powered railway wagon was a precondition for the transport revolution that spurred the development of towns and industrial centres. It all started in 1874-1876, when Fyodor Pirotsky conducted a slew of experiments on transmitting electricity over a distance, with one rail serving as a direct conductor and the other, as a reverse conductor. An electric motor, located one kilometre from the power source, worked. A few years later, he conducted an experiment at a railway spur near Sestroretsk. There were 40 people in the wagon. The first electrified tram line was opened as late as 1881 in a Berlin suburb on the basis of designs by the Russian inventor

#### Helicopter

Igor Sikorsky was another Russian inventor whose potential was fully realized abroad. In 1910, he created the prototype of a rotor-driven device, which successfully got off the ground. In 1912, he created the first hydroplane in the world and then the first multiple-engine aircraft. After the 1917 Revolution in Russia, he had to emigrate to the US, where he established his own company, Sikorsky Aero Engineering Company, using a contribution from remarkable Russian composer Sergei Rachmaninoff. Sikorsky's first experimental helicopter designed in the United States got off the ground in September 1939. The design of that machine, which has been considered a classic helicopter design for more than fifty years now, has been used for almost 95% helicopters built around the world. In 1942, Sikorsky created a two-seater helicopter.

## AUTOMOBILE PRODUCTION

Задание 1. Найдите в правой колонке русские эквиваленты английских слов и словосочетаний:

- |     |                                       |  |
|-----|---------------------------------------|--|
| 1.  | mechanical engineer                   | a. долгий срок службы                    |
| 2.  | to deal (with)                        | b. запустить в массовое производство     |
| 3.  | designing cars                        | c. подвергать испытаниям                 |
| 4.  | to put into mass production           | d. плавное сцепление                     |
| 5.  | long service life                     | e. отвечать современным требованиям      |
| 1.  | driving safety                        | f. иметь дело (с кем-л., чем-л.)         |
| 2.  | to meet up-to-date demands            | g. надежные тормоза и рулевое управление |
| 3.  | smooth-acting clutch                  | h. безопасность езды (вождения)          |
| 4.  | silent gearbox                        | i. бесшумная коробка передач             |
| 1.  | dependable brakes and steering system | j. инженер-механик                       |
| 11. | to subject to tests                   | k. конструирование автомобилей           |

Задание 2. Переведите на русский язык встречающиеся в тексте интернациональные слова:

mechanical, mechanism, specialist, industry, phase, technology, process, laboratory, test, fact, automobile, engineer, method, principle, corrosion, type, material, comfortable.

Задание 3. Прочтите текст и выполните следующие за ним упражнения:

1. Specialists in automobile industry deal with designing and manufacturing cars, so they should know that the production of the automobile comprises the following phases:

- designing,
- working out the technology of manufacturing processes,
- laboratory tests,
- road tests,
- mass production (manufacturing).

2. Why is it necessary to know all these facts? It is important to know them as before the automobile (car or truck) is put into mass production, it should be properly designed and the automobile must meet up-to-date requirements.

3. What are these requirements? The automobile must have high efficiency, long service life, driving safety, ease of maintenance and pleasant appearance. In order to obtain all these qualities engineers should develop up-to-date methods of designing cars, using new types of resistant to corrosion light materials. Also it is important to know computer science because it is intended to shorten the time between designing and manufacturing. Computers offer quick and optimal solutions of problems.

4. But before the car is put into mass production all its units and mechanisms are subjected to tests, first in the plant's laboratory, then the car undergoes a rigid quality control in road tests. Only then the car is put into mass production. Why are these tests required? What qualities are required of the automobile? The modern automobile must be rapid in acceleration, must have smooth acting clutch, silent gearbox, dependable brakes and steering system, as well as pleasant appearance. Also it must be comfortable and have all conveniences.

Задание 5. Переведите на русский язык в письменной форме абзацы 3 и 4.

Задание 6. Ответить на вопросы:

1. What phases does the production of the automobile comprise?
2. What requirements must the automobile meet?
3. Why are cars subjected to road tests?

4. What qualities are required of the automobile?
5. Why is it important for the specialists in automobile industry to know computing methods?

Задание 7. Закончите предложения, выбрав соответствующий вариант окончания:

1. The cars are subjected to road tests in order....

a) to shorten the time between designing and manufacturing

1. to meet up-to-date requirements
2. to work out new technological processes

1. The car must have the following units....

- a) high efficiency, long service life, driving safety and pleasant appearance;
- b) smooth acting clutch, silent gearbox dependable brakes and steering system.

3. The car must have the following qualities....

- a) high efficiency, long service life, driving safety and pleasant appearance;
- b) smooth acting clutch, silent gearbox dependable brakes and steering system.

Грамматическое задание: выполнить грамматические упражнения по теме «Степени сравнения имён прилагательных»

1. Выберите в скобках правильную степень прилагательного:

Nick is (happier, the happiest) boy that I know. – Ник – самый счастливый мальчик, которого я знаю.

Of the six cars, I like the silver one (better, best). – Из шести машин мне нравится серебристая больше всего.

Jane's notebook is (cheaper, the cheapest) than mine. – Ноутбук Джейн дешевле, чем мой.

This is (more delicious, the most delicious) cheese-cake I have ever had! – Это самый вкусный чизкейк, который я пробовала!

This bookcase is (more beautiful, the most beautiful) than that one. – Этот книжный шкаф красивее, чем тот.

Do you feel (better, the best) today than yesterday? – Ты чувствуешь себя лучше сегодня, чем вчера?

I think my cat is (prettier, the prettiest) of all the cats in the world. – Думаю, что моя кошка – самая красивая кошка в мире.

Steve Jobs is (more famous, famouser) than Stephen Wozniak. – Стив Джобс более известен, чем Стивен Возняк.

This week the weather is (hotter, more hot) than last week. – На этой неделе погода жарче, чем на прошлой неделе.

Our new house is (more expensive, expensiver) than the old one. – Наш новый дом дороже, чем старый.

Girls are usually (cleaner, more clean) than boys. – Девочки обычно более чистые, чем мальчики.

Chemistry was (harder, the hardest) subject at school. – Химия была самым трудным предметом в школе.

2. Дайте степени сравнения прилагательных.

Н-р: wet – wetter – the wettest

expensive – more expensive – the most expensive

1. big (большой) 2. clever (умный) 3. good (хороший) 4. pleasant (приятный) 5. poor (бедный) 6. bad (плохой) 7. funny (смешной) 8. important (важный) 9. sunny (солнечный) 10. far (далекий) 11. comfortable (удобный) 12. wise (мудрый)

3. Составьте из данных слов предложения и переведите их.

most – the Mona Lisa – in – is – painting – the – famous – the – world.

longer – the Don – is – the Volga – than.

more – Spain – Germany – than – beautiful - is.

London – city – in – biggest – the – England – is.

the – team – Adam – is - worst – the – player – in.

Упражнение 4. Скажите, какие из следующих предложений составлены верно, исправьте ошибки.

1 I hope that next time you'll speak to your uncle more politely. 2. Peter usually comes to his classes most late of his classmates. 3. Who can solve this problem most quickly? 4. This time he listened to his little sister patienter than usual. 5. Could you speak a little slower, please? 6. When I was a very young child I thought that to sing best meant to sing loudest. 7. I think that now I see the whole problem much more clearly. 8. Who lives more near to the school — you or your friend? 9. Alice goes to the theatre frequentest of us all. 10. Will you raise your hands a bit higher, please? I can't see them. 11. In December it snows oftener than in November. 12. He knows three languages but he speaks English easiest. 13. Last night I slept peacefullier than before. 14, Could you come to school more early and water the plants tomorrow? 15. This new computer works most fast and can solve problems in no time.

Упражнение 5. Переведите предложения на русский язык

1. Ты не мог бы вести машину быстрее?
2. Поезд прибыл раньше, чем обычно.
3. Моя сестра помогает маме чаще других членов нашей семьи.
4. Из пяти спортсменов Вася прыгнул выше всех.
5. Миссис Финч разговаривает с медсестрами терпеливее всех других врачей.
6. Наша собака лает громче соседской.
7. Мой брат пишет бабушке чаще, чем я.
8. Анна говорит по-английски лучше Васи.
9. Вася живет ближе всех к школе.

Комплект оценочных заданий № 3 по Теме 3 Экологические проблемы автотранспортных предприятий (Аудиторная самостоятельная работа).

Название:

Лексический материал по теме.

Грамматический материал:

- предлоги, разновидности предлогов;

- особенности в употреблении предлогов

Проект «Человек и природа – сотрудничество или противостояние»

Лексические задания.

## VEHICLES AIR CONDITIONING AND ENVIRONMENT

Задание 1. Прочитайте и переведите текст

In the near future, there will be 1 billion vehicles on the world's roads. As this number grows, so does environmental concern over fuel usage, emissions, and end-of-life disposal.

Today's vehicles are composed of many systems, each affecting customer satisfaction and environmental impact. One of many such systems is airconditioning (A/C). Customers have come to expect the high level of comfort and safety current systems offer. As a result, A/C is now standard on most new vehicles in the U.S. while demand for it in Europe and Asia is rising.

The refrigerant used in current systems is HFC-134a, which is classified as a global warming gas and is under scrutiny for possible phase-out in Europe. Emissions of HFC-134a from vehicle A/C systems account for about 0.1% of total world emissions. While the automotive industry is improving HFC-134a systems, it is evaluating two replacement refrigerants: carbon dioxide (CO<sub>2</sub>) and propane. The CO<sub>2</sub> system has higher operating pressures; if used, CO<sub>2</sub> would require all new A/C system components.

The use of propane requires only a modification of the existing HFC-134a system. In the secondary-loop propane system, a device in the engine compartment chills a coolant (water-glycol). This coolant, not propane, circulates through the passenger compartment.

Although these technical options are promising, cost-benefit analysis is needed to understand the environmental and consumer benefits they offer compared to other potential vehicle fuel-saving technologies.

The international impact of SAE (Society of Automotive Engineers) documents on mobile A/C systems is far-reaching. SAE standards for system design, service equipment, and technician service procedures and training have been used throughout the world. Equipment based on SAE's refrigerant recycling standards is being used in both developed and developing countries to prevent unnecessary release of refrigerant to the atmosphere during service.

Vehicle makers will have to determine which systems need to be changed to best manage total vehicle emissions and then implement those changes.

Задание 1.2. Найдите в тексте синонимы слов *release, coolant*.

Задание 1.3. Заполните пропуски в предложениях в соответствии с содержанием текста и переведите предложения.

In the near future, there will be 1 \_\_\_\_ vehicles on the world's roads.

As this number grows, so does \_\_\_\_ concern over fuel usage, \_\_\_\_\_, and end— of— life \_\_\_\_\_.

Today's vehicles are \_\_\_\_ of many systems, each \_\_\_\_ customer satisfaction and environmental \_\_\_\_.

Customers have come to expect the high level of comfort and \_\_\_\_ current systems offer. As a result, A/C is now standard on most new \_\_\_\_ in the U.S. while \_\_\_\_ for it in Europe and Asia is rising.

Although the technical options are promising, \_\_\_\_ analysis is needed to understand the \_\_\_\_ and consumer benefits they offer compared to other potential vehicle \_\_\_\_-saving technologies.

Vehicle makers will have to \_\_\_\_ which systems need to be changed to best manage total \_\_\_\_ emissions and then \_\_\_\_ those changes.

Задание 1.4. Переведите вопросы. На основе ответов на вопросы кратко перескажите основное содержание текста на английском языке.

1. How many vehicles will there be on the world's roads in the near future?
2. What problems does environmental concern grow over?
3. Does vehicle air-conditioning affect environment?
4. Is A/C standard on most new vehicles in the U.S. now?
5. What is needed to understand the environmental and consumer benefits?
6. What will vehicle makers have to determine to manage total vehicle emissions?

Задание 2. Прочитайте и переведите текст



### Effects of Car Pollutants on the Environment

Car pollutants cause immediate and long-term effects on the environment. Car exhausts emit a wide range of gases and solid matter, causing global warming, acid rain, and harming the environment and human health. Engine noise and fuel spills also cause pollution. Cars, trucks and other forms of transportation are the single largest contributor to air pollution in the United States, but car owners can reduce their vehicle's effects on the environment.

#### Global Warming

Car pollution is one of the major causes of global warming. Cars and trucks emit carbon dioxide and other greenhouse gases, which contribute one-fifth of the United States' total global warming pollution. Greenhouse gases trap heat in the atmosphere, which causes worldwide temperatures to rise. Without greenhouse gases, the Earth would be covered in ice, but burning excessive amounts of fossil fuels, such as gasoline and diesel, has caused an increase of 0.6 degrees Celsius, or 1 degree F, in global temperatures since pre-industrial times, and this will continue to rise over the coming decades. Warmer global temperatures affect farming, wildlife, sea levels and natural landscapes.

#### Air, Soil and Water

The effects of car pollution are widespread, affecting air, soil and water quality. Nitrous oxide contributes to the depletion of the ozone layer, which shields the Earth from harmful ultraviolet radiation from the sun. Sulfur dioxide and nitrogen dioxide mix with rainwater to create acid rain, which damages crops, forests and other vegetation and buildings. Oil and fuel spills from cars and trucks seep into the soil near highways, and discarded fuel and particulates from vehicle emissions contaminate lakes, rivers and wetlands.

#### Human Health

Particulate matter, hydrocarbons, carbon monoxide and other car pollutants harm human health. Diesel engines emit high levels of particulate matter, which is airborne particles of soot and metal. These cause skin and eye irritation and allergies, and very fine particles lodge deep in lungs, where they cause respiratory problems. Hydrocarbons react with nitrogen dioxide and sunlight and form ozone, which is beneficial in the upper atmosphere but harmful at ground level. Ozone inflames lungs, causing chest pains and coughing and making it difficult to breathe. Carbon monoxide, another exhaust gas, is particularly dangerous to infants and people suffering from heart disease because it interferes with the blood's ability to transport oxygen. Other car pollutants that harm human health include sulfur dioxide, benzene and formaldehyde. Noise from cars is also harmful, damaging hearing and causing psychological ill-health.

#### Reducing Car Pollution

There are several ways that car and truck owners can reduce the effects of car pollutants on the environment. Old and poorly maintained vehicles cause most pollution from cars, but electric, hybrid and other clean, fuel-efficient cars have a reduced impact. When buying a new car, check the fuel economy and environment label. High ratings mean low pollution levels. Maximize fuel economy by removing all unneeded items, such as roof racks, and driving steadily, rather than accelerating quickly and braking hard. Keep your vehicle well-maintained, with regular tune-ups and tire checks, and leave the car at home whenever you can. Walk, bike or use public transportation when possible.

### ENVIRONMENTALLY FRIENDLY CARS

Задание 3. Прочитайте и переведите текст

Many of the world's cities lie under a permanent blanket of smog. People are concerned about global warming, and fuel prices just keep going up and up. In recent years car manufacturers

have been put under pressure to invent a vehicle that is both cheaper to run and better for the environment.

One of the first ideas which car manufacturers tried, was to replace engines which run on fossil fuels with electric motors. Unfortunately, these vehicles had several drawbacks and they didn't sell very well. The problems were that the batteries of these electric cars ran out very quickly and took a long time to recharge.

Car manufacturers have improved the concept so that environmentally friendly cars can now be efficient and economical as well. The hybrid car, which has both an electric motor and a traditional petrol engine, comes in. The electric motor never needs to be recharged and it is much better for the planet than a traditional car.

In a hybrid car, the engine is controlled by a computer which determines whether the car runs on petrol, electricity, or both. When the car needs maximum power, for example, if it is accelerating or climbing a steep hill, it uses all of its resources, whereas at steady speeds it runs only on petrol. When slowing down or braking, the electric motor recharges its batteries.

Hybrid cars are made using materials such as aluminium and carbon fibre (углеродное волокно), which makes them extremely light. Hybrid cars are better for the environment because they use far less petrol than normal cars, so they produce less pollution.

Of course, hybrid cars aren't perfect; they still run on fossil fuel and so pollute the environment to some extent. However, they may be the first step along the road to cleaner, 'greener' cars. Car manufacturers are already working on vehicles which run on hydrogen (водород). The only emission from these cars is harmless water vapour. These are still some way in the future, though, as designers need to think of cheap and safe ways of producing, transporting and storing hydrogen, but at last, it looks like we might be heading in the right direction.

Задание 3.1. Ответьте на следующие вопросы

1. Why are modern cars considered unfriendly to the environment?
2. Do you know any models which could be called environmentally friendly?
3. What are the drawbacks of electric cars?
4. When does the hybrid car run only on fuel?
5. Why do hybrid cars weigh less than a traditional car?

Задание 3.2. Подберите к английскому слову его перевод

a) environmentally friendly cars	1) водород
b) global warming	2) углеродное волокно
c) keep going up and up	3) никогда не требуют перезарядки
d) have been put under pressure	4) ископаемое топливо
e) fossil fuel	5) гибридный автомобиль
f) electric motor	6) продолжают подниматься
g) drawbacks	7) были подвергнуты давлению
h) the hybrid car	8) безвредные для окружающей среды автомобили
i) never needs to be recharged	9) глобальное потепление
j) carbon fibre	10) безопасный водяной пар
k) hydrogen	11) недостатки
l) harmless water vapour	12) электродвигатель

Задание 3.3. Переведите слова и словосочетания.

Работать на ископаемом топливе, длительное время для перезарядки, традиционный автомобиль, при замедлении движения или торможении, невероятно легкий, гораздо меньше бензина, до определенной степени, первый шаг на пути к.

Задание 3.4. Закончите предложения, выбрав правильный вариант

1. Car manufacturers are trying to invent a new vehicle because
  - a) today's cars produce too much poisonous gas;
  - b) today's cars produce too much power;
  - c) today's cars moves too fast.
2. Vehicles which ran on electric motors
  - a) moved too slowly;
  - b) were not very popular;
  - c) had to have their engines replaced.
3. The electric motor in hybrid cars
  - a) doesn't need to recharge its batteries;
  - b) has its own petrol engine;
  - c) takes a long time to be recharged.
4. The computer in a hybrid car
  - a) helps the car to go up hills;
  - b) keeps the car running at a steady speed;
  - c) decides how the car should be powered in any given time.
5. Hybrid cars are better for the planet because
  - a) they use different fuels;
  - b) the electric motor is smaller than a normal engine;
  - c) they produce less harmful gases.
6. Cars which run on hydrogen are not available yet because:
  - a) it is difficult to store hydrogen.
  - b) they produce too much water vapor.
  - c) there is no future for them.

Задание 3.5.

Tell about actions, which car mechanics should perform to make modern cars less harmful to the environment.

*Example:* Car mechanics should control the level of CO.

Задание 3.6. Найдите ошибки и напишите предложения правильно

1. Car manufacturers are trying invent a vehicle that is better for the enviroment.
2. One of a first ideas was to use electric motors.
3. Cars can now to be efficient and economical.
4. In hubrid cars engines are controlled from a computer.
5. Hybrid cars use far least petrol than traditional cars.
6. Cars with electric motors are harmlesser to the environment than traditional cars.

Задание 3.7. Напишите антонимы к следующим словам и словосочетаниям.

*Example:* cheaper to run → more expensive to run.

- a) better for the environment
- b) fast
- c) environmentally friendly cars
- d) efficient and economical
- e) light
- f) use far less petrol
- g) harmless
- h) safe

Задание 3.8. Заполните таблицу

The type of the engine/car	Advantages	Disadvantages
cars with traditional petrol engines		
cars with electric motors		
hybrid cars		
cars which run on hydrogen		

### TRAFFIC AND AIR POLLUTION

Задание 4. Прочитайте и переведите текст

Cars are wonderful, aren't they? They free us from here and now, they open up routes into holiday weekends, and they turn difficulties of a journey into the pleasures of a trip. However, a continuous increase in the number of cars leads to serious congestion and escalates pollution caused by cars. Governments build new roads trying to improve the situation but this means that they cut down trees and destroy more of the countryside.

The car is one of the biggest polluters today. Exhaust fumes from cars are the main cause of bad air quality, which can make people feel ill and have difficulty in breathing. The problem is especially bad in some cities where on days, when there is not much wind, a brown layer of smog hangs in the air. The relatively inefficient combustion of fuel in a car engine causes many hydrocarbon fragments to be left unburned. These fragments help to form smog and are believed to be carcinogenic. The incomplete combustion of fuel produces also carbon monoxide (CO). It is poisonous and at moderate concentrations can cause drowsiness and impair mental and physical alertness.

Hydrocarbons and nitrogen oxides in vehicle exhausts combine with one another in sunlight to produce ozone. The ground level ozone is a major air pollutant. The photochemical smog is worst in traffic-congested cities on hot, dry summer days. It is especially common when the vehicle engines are old and poorly maintained, as often occurs in developing countries. In some overpopulated cities such as Mexico-City and San Paulo almost all children suffer from coughs and different forms of allergies. This is mainly due to the effects of ozone and other motor vehicle pollutants.

Air in large cities contains a great deal of dust – suspended in air minute solid particles. Some of them are toxic and can contain lead. The lead is emitted in tiny particles, which take a long time to settle and, if breathed in, can accumulate in the body and cause lead poisoning. Today more and more cars are made to run on unleaded gasoline.

The toxic emissions from car exhausts can be reduced considerably by installing catalytic converters on the engines. Other strategy to solve the problem is to use electric cars powered by storage batteries. However, the storage batteries currently available have very limited capacity and require frequent charging.

Задание 4.1. Ответьте на вопросы

- 1) What are the main sources of air pollution?
- 2) What substances are major air pollutants?
- 3) What dangerous substances do car exhausts contain?
- 4) Which of them are the most dangerous?
- 5) In what connection would you put bad health problems and poor air quality?
- 6) What diseases can be caused by air pollution?
- 7) What age group of population is especially vulnerable to air pollution?
- 8) What can be done to reduce air pollution caused by cars?

Задание 4.2. Составьте диалог с помощью вопросов и ответов задания 3

Задание 4.3. Замените выделенные слова синонимами:

*interact, damage, consists of, average, particles, need, suspends, work, primarily*

- 1) The relatively inefficient combustion of fuel in a car engine causes many hydrocarbon fragments to be left unburned.
- 2) Governments build new roads but this means that they cut down trees and destroy more of the countryside.
- 3) The problem is especially bad in some cities where on days, when there is not much wind, a brown layer of smog hangs in the air.
- 4) It is poisonous and at moderate concentrations can cause drowsiness.
- 5) Hydrocarbons and nitrogen oxides in vehicle exhausts combine with one another in sunlight to produce ozone.
- 6) This is mainly due to the effects of ozone and other motor vehicle pollutants.
- 7) Air in large cities contains a great deal of dust – suspended in air minute solid particles.
- 8) Today more and more cars are made to run on unleaded gasoline.
- 9) However, the storage batteries currently available have very limited capacity and require frequent charging.

Задание 4.4. Закончите предложения, используя текст

- 1) The car is one ...
- 2) A continuous increase in the number of cars leads to ...
- 3) Exhaust fumes from cars are the main ...
- 4) The incomplete combustion of fuel ...
- 5) It is poisonous and at moderate concentrations ...
- 6) Hydrocarbons and nitrogen oxides in vehicle exhausts combine ...
- 7) The ground level ozone is ...
- 8) The photochemical smog is ...
- 9) In some overpopulated cities almost all children suffer ...
- 10) This is mainly due to the effects ...
- 11) Air in large cities contains ...
- 12) Some of them are toxic and ...
- 13) The lead is emitted in tiny particles, which can accumulate in the body and ...
- 14) The toxic emissions from car exhausts can be reduced ...

Задание 4.5. Переведите предложения на английский язык.

- 1) Постоянный рост количества автомобилей приводит к серьёзной загруженности на дорогах.
- 2) На сегодняшний день автомобиль – один из самых больших загрязнителей.
- 3) Выхлопные газы от автомобилей являются главной причиной плохого качества воздуха.
- 4) Ситуация особенно ухудшается в городах, когда в безветренные дни бурый слой смога висит в воздухе.
- 5) Относительно неэффективное сгорание топлива в двигателе автомобиля приводит к тому, что частицы углеводорода сгорают не полностью.
- 6) Эти частицы способствуют образованию смога и считаются канцерогенными.
- 7) Углеводороды и оксиды азота соединяются в выхлопных газах и под действием солнечного света образуют озон, который является главным загрязнителем воздуха.
- 8) В некоторых перенаселённых странах почти все дети страдают от кашля и некоторых форм аллергии.
- 9) Воздух в больших городах содержит огромное количество пыли – подвешенные в воздухе мельчайшие частицы.

- 10) Некоторые из них токсичны и могут содержать свинец.
- 11) Сегодня всё больше и больше автомобилей работает на бензине, не содержащем свинец.
- 12) Токсичные выбросы от автомобилей могут быть значительно сокращены путём установки каталитических конверторов.
- 13) Другим направлением решения проблемы является использование электромобилей, оснащённых аккумуляторными батареями.

Задание 4.6. Перескажите текст, используя фразы:

The text reports on...

The text touches upon...

A careful account is given to...

It is reported that...

Much attention is given to...

The text points out that...

The text deals with the problem of...

The text provides information on...

The text defines the phenomenon of...

The text covers such points as...

The effects of... on ... are considered.

Задание 9. Работа в парах. Выразите своё мнение о следующих фактах, используя фразы:

I agree (don't agree) that...

I think that ...

In my opinion ...

- 1) A car is a wonder of our life.
- 2) Smog is a relatively new phenomenon.
- 3) Toxic emissions from cars can be reduced.

Грамматические задания.

1. Поставьте необходимые предлоги в предложения.

about in at with to of for on

1. My sister will arrive ... the station ... 9 o'clock ... the morning. (Моя сестра прибудет на станцию в 9 часов утра.)
2. Look ... that beautiful photo ... my baby daughter. (Посмотри на эту красивую фотографию моей малышки дочки.)
3. I'm hungry. What's ... lunch today? (Я голоден. Что на обед сегодня?)
4. This is the highest mountain ... the world. (Это самая высокая гора в мире.)
5. What do you usually do ... weekends? (Чем ты обычно занят в выходные?)
6. We are going ... the party ... Saturday. (Мы идем на вечеринку в субботу.)
7. I bought a new pair ... sunglasses ... the chemist's. (Я купила новую пару солнечных очков в аптеке.)
8. What do you know ... Scotland? (Что ты знаешь о Шотландии?)
9. The postman came ... a letter ... my Dad. (Почтальон пришел с письмом для папы.)
10. Did you speak ... the boss ... your salary? (Ты поговорил с боссом по поводу твоей зарплаты?)
11. Sam lives ... home ... his mother. (Сэм живет дома с мамой.)
12. Can you help me ... my drawing? - ... course I can. (Ты можешь помочь мне с рисунком? – Конечно, могу.)

13. I met my future husband ... a queue ... the bus stop. (Я познакомилась со своим будущим мужем в очереди на автобусной остановке.)

14. Justin is ... Kristy's house. (Джастин находится у Кристи дома.)

15. The diagram is ... page 76 ... the left. (Схема – на странице 76, слева.)

2. Выберите из скобок подходящий предлог.

1. Does she come ... (at/in/to) school ... (on/by/in) bus? (Она приезжает в школу на автобусе?)

2. My office is ... (near/near to/near with) the stadium. (Мой офис находится рядом со стадионом.)

3. Kevin often goes abroad ... (in/on/for) business. (Кевин часто ездит за границу в командировку.)

4. All the notices in the streets were ... (on/by/in) French. (Все вывески на улицах были на французском.)

5. What's interesting ... (on/in/at) TV ... (on/at/in) the moment? (Что интересного по ТВ в данный момент?)

6. Sorry. I took your bag ... (on/for/by) mistake. (Извини. Я взяла по ошибке твою сумку.)

7. Shall we go ... (for/on/to) a walk? (Мы пойдем на прогулку?)

8. Kira is happy, she is ... (on/in/with) love. (Кира счастлива, она влюблена.)

9. We are waiting ... (for/at/by) the rain to stop. (Мы ждем, когда остановится дождь.)

10. Is Sophie good ... (in/on/at) roller-skating? (Софи хорошо катается на роликах?)

11. Is Tim interested ... (at/in/by) marketing? (Тим интересуется маркетингом?)

12. I'm afraid ... (by/with/of) big crowds of people. (Я боюсь больших скоплений народа.)

13. The forest was full ... (with/of/by) mosquitoes. (Лес был полон комаров.)

14. The patients are listening ... (of/to/at) Mozart. (Пациенты слушают Моцарта.)

15. Our plans depend ... (on/from/in) the weather. (Наши планы зависят от погоды.)

16. We are ... (out/of/out of) peaches. Could you go and buy some? (У нас закончились персики. Не мог бы ты сходить и купить немного?)

17. I guess he annoys me ... (for/on/in) purpose. (Думаю, он раздражает меня специально.)

18. I'm tired of swimming ... (on/at/in) the sea. Let's go to the swimming pool ... (for/in/by) a change. (Я устала плавать в море. Давай пойдем в бассейн для разнообразия.)

19. My wife spends hundreds of euros a month ... (for/in/on) her nails ... (in/on/for) average. (Моя жена тратит сотни евро ежемесячно на ногти, в среднем.)

20. Our teacher is ... (in/on/at) a good mood today. (Наш учитель в хорошем настроении сегодня.)

3. Используйте верный предлог времени (in, on, at, for, since, during).

1. She has been in Africa ... February. (Она находится в Африке с февраля.)

2. Dan has had his design studio ... several years. (Дэн имеет свою дизайн-студию в течение нескольких лет.)

3. The fishing season is to start ... a couple of weeks. (Рыболовный сезон начнется через пару недель.)

4. The kids worked on a farm ... their summer holidays. (Дети работали на ферме во время летних каникул.)

5. My car will be ready ... 3 days. (Моя машина будет готова через 3 дня.)

6. My sister's birthday is ... September. (День рождения моей сестры в сентябре.)

7. I am often very tired ... Friday evenings. (Часто я очень уставший по вечерам в пятницу.)

8. It's too cold here ... winter. (Здесь слишком холодно зимой.)

9. I got my driving license ... 2004 ... the age of 23. (Я получил водительские права в 2004 году в возрасте 23 лет.)

10. We always visit our parents ... Christmas. (Мы всегда навещаем родителей на Рождество.)

4. Поставьте необходимые предлоги в предложения.

1. Our studies begin (in, on, at) autumn.
2. My elder brother is a doctor. He often comes home late (in, on, at).
3. The students are listening (for, at, to) a new text now.
4. Take the book (out of, from) the shelf and show it (for, to) me.
5. Which (of, from) the houses is yours?
6. I think you can get there (on, by, in) bus.
7. What is he afraid (of, by, at)?
8. Don't turn (on, off, in) the radio. Father is working.
9. I asked the librarian to show some books (for, to, -).
10. Some (-, of, from) my friends are coming to see me tonight.
11. What do you usually do (at, in, on) your English lessons?
12. (At, in, on) Saturday I am (in, at, -) home (at, in)3.
13. I live (in, at, on) Pushkina Street not far (from, of) the Institute of Foreign Languages.
14. I'm (on, at, in) a hurry. John is waiting (to, at, for) me (in, at) the Institute.
15. Would you like some coffee (to, by, for) breakfast?

5. Вставьте предлоги by, on, in, out of, off (предлоги с транспортными средствами)

1. I decided not to go \_\_\_\_\_ car.
2. Two men with guns got \_\_\_\_\_ the car and went into the shop.
3. It takes him about half an hour to get there \_\_\_\_\_ bike and about twenty minutes \_\_\_\_\_ bus.
4. They go to New York \_\_\_\_\_ plane.
5. When your bus arrives you get \_\_\_\_\_ it. If you want to leave it, you get \_\_\_\_\_ it.
6. I like walking \_\_\_\_\_ the train.
7. They decided to go to Bristol \_\_\_\_\_ sea.
8. It's not far. We can go there \_\_\_\_\_ foot.
9. Don't wait outside. When a taxi stops for you I'll tell you and you'll get \_\_\_\_\_ it.

6. Выполните тесты.

Prepositions

Test 1

1. My wife works...the factory. a) on b) at c) during
2. I live....Boston. a)at b) over c) in
3. Come...the house and have some coffee. a) on b) into c) through
4. Where are you...? a) from b) in c) during
5. Let's go...Moscow tomorrow. a) on b) in c) to
6. He is here...his wife. a) along b) at c) with
7. The books are...the table. a) without b)on c) through
8. Take this man... a) to b) away c) behind
9. Here is some water...you. a) above b) within c) for
- 10 Can you speak...it? a) into b) by c) about
11. My house is...the Central Park. a) under b)behind c) on
- 12 ...the way! Where is George? a) At b)By c) In
13. The City Hall is...there. a)on b) about c) there
14. I work from six a.m...four p.m. a) in b) at c) till
15. When do you get...? a) during b) up c) with



16. How long do I go...this street? a) in b) along c) without
17. Where do I get...the bus? a) up b) off c)along
- 18 We have dinner...a quarter to eight. a) in b) on c) at
19. We drink tea...milk. a) behind b) up c) with
20. The bus takes me...the station. a) to b) during c) by

## Test 2

1. Let's go to Moscow...Saturday. a) on b)in c) at
2. Take this book...the table. a) behind b) at c) from
3. Come...office and answer the phone. a) into b) from c) up
4. Take the passport...the table. a) in b) out of c) during
5. I am sitting...the table now. a) over b) beyond c) at
6. I came...Australia. a) at b) from c) on
7. The pencils are in the box. Take them...there. a) on b) into c) out of
8. The pencil is...the desk. a) during b) without c)on
9. The box is...table. a) under b) with c) from
10. The bank is...the street. a) from b)at c) across
11. There is a lamp...the table. a) in b) across c) above
12. There is a new car...those two old ones. a) among b) above c) between
13. There is a telephone...of him. a) up b) in front c) out of
14. My house is...the post-office. a) behind b) into c) from
15. We are sitting...the table and drinking tea. a) in b) on c) around

## Test 3

1. The film started...eight o'clock on Thursday. a) in b) at c) across
2. Do you live...the centre...the city? a) on b) up c) in
3. He told us...his life...Australia. a) about b) near c) between
4. The doctor told her to stay...bed. a) in b) on c) within
5. I think I left my pen...the table. a) on b) through c) down
6. Did you leave the Browns...noon? No, I stayed with them...five o'clock p.m.  
a) at – till b) in – from c) on-to
7. Whom will you invite...your birthday party? a) during b) to c) on
8. Can you take your brother...school? a) in b) beyond c) from
9. She got up...6.45 in the morning, had breakfast and left home...work at 8.15.  
a) at – to b) at – for c) without – with
10. I could do...cup of coffee. a) about b)across c) with
11. In the morning he usually buys a newspaper and looks...it on his way to the office.  
a) through b) up c) in
12. There are millions...people...African countries who have no jobs.  
a) of –in b) at – on c) without – across
13. The house where we lived was...the river. a) for b) near c) from
14. I would have roast beef...potatoes, please. a) by b) to c) with
15. There was not much...the menu. a) on b) to c) in

## Test 4

1. He was proud...being chosen. a) at b) of c) in
2. Are you jealous...that guy? a) of b) from c)to
3. Don't say you are familiar...the subject. a) at b)on c) with
4. Don't be too sure...yourself, please. a) to b) for c) of
5. Are you really fond...music? a) of b) in c) with
6. He was happy...receiving the award. a) at b) about c) in
7. Don't be afraid ...dogs – they are afraid...you. a) of—of b) at—in c) from—to
8. Jake was married...Jane's. a) on b) in c) to

9. Sorry...interrupting you. a) with b)for c) at  
 10. Are you aware...the fact that the company you work...went broke?  
 a) of -for b) in—to c) with—by

## Test 5

1. The space...the two houses was occupied by a parking lot. a) among b) between  
 2. ...a yellow mackintosh, he had pink gloves and a red scarf on a queer figure!  
 a) Beside b) Besides  
 3. ...taking up music as a major he decided to study painting.  
 a) Instead b) Instead of  
 4. ...the increase in air fares, most people still prefer to travel by plane.  
 a) Despite of b) Despite  
 5. We couldn't get out of the car...the door struck. a) because b) because of  
 6. We asked John to speak about his experiences...the Antarctic. a) of b) in  
 7. According to the time-table the classes are to start...Monday. a) on b) at  
 8. We have decided to do one exercise a day...now on till the end of the term.  
 a) in b) from  
 9. One...the first to come to the office was Jack. a) in b) of  
 10. There was a famous writer and several movie stars...the people whom I met at the party at  
 Bridgestone. a) among b) between

## Test 6

1. Jake looked...the window and noticed a thief climbing up the wall.  
 a) on b) through  
 2. Mary eventually grew...a pretty young woman. a) on b) into  
 3. You can't go out...your umbrella, it is raining heavily. a) in b) without  
 4. They did a lot of harm...the farmers. a) from b) to  
 5. Miss Johrdan will look...the children while we are away. a) after b) across  
 6. The spacecraft is flying... the Universe. a) across b) with  
 7. All of us paid attention... this interesting fact. a) to b) in  
 8. I think the main reason...the boy's shyness is his parents' indifference, they should give more  
 encouragement to him. a) by b) for  
 9. On the receiving the letter, they decided to set ...at once as there was absolutely no time to waste.  
 a) out b) in  
 10. His wife deserted him,, but he was able to bring...eleven children without anybody's aid.  
 a) up b) during

## Test 7

1. As the children had never seen any animals in its natural environment, they were excited...what  
 they saw in the Zoo. a) by b) in  
 2. The party lasted all...the night, and only in the morning it was found out that three of the guests  
 were missing. a) on b) through  
 3. We all know that water turns...ice at zero degrees Centigrade and evaporates at one hundred  
 above zero. a) up b) into  
 4. Despite many attempts to introduce a universal language, notably Esperanto and Idiom Neutral,  
 the effort has met...very little success. a) with b) from  
 5. Though he is an expert in mathematics, he hates to give instructions in it even...his own children.  
 a) to b) from  
 6. I was on the point of refusing his invitation to spend a weekend in the country, but...he had  
 offered to come and pick me up in his car, I agreed.  
 a) after b) before

7. Moving...the desert, the troops met almost no resistance, and thus managed to occupy the area around the channel quite easily. a) across b) on
8. The worried mother shouted...the boy to climb off the tree immediately, but he stayed where he was for fear of falling down. a) in b) to
9. What are you looking...? a) at b) before
10. Who did you go to the parliament...? a) with b) in

## Exercise 7.

1. He is a wicked boy. I'm sure he did it... ( by / on ) purpose.
2. She shouted ( at/ to ) me that I was wanted ( on / to ) the phone.
3. Take a pen. You can't sign contracts ( by/ in ) pencil.
4. The voyage was tiring. The sea was rough and we had to be ( in/ at ) sea more than a fortnight.
5. He lives ( at/ on ) a farm somewhere in Texas.
6. Put your signature ( on/ at ) the bottom of the page. Don't write ( at/ in ) the middle, put it ( at/ on ) the right.
7. She made this sweater herself ( at/ by ) hand.
8. He through an egg ( to / at ) the speaker.
9. The car that was going ( with / at ) the speed of 70 miles per hour braked ( on / at ) the traffic lights.
10. The participants of Greenpeace rally were standing ( by / in ) a line ( in front of / before ) the house of the mayor.
11. He was ( on / at ) work ( before / until ) 3 o'clock yesterday.
12. He was sent ( in / to ) prison for shoplifting ( by / at ) age of seventeen.
13. ( In / On ) the whole, I liked our journey. But next year I'd like to go ( on / to ) cruise.
14. She is not ( by / on ) the phone in the country.- Why won't she buy a mobile telephone? It is so convenient.-Her salary decreased ( on / by ) two hundred dollars this year and she can't afford it.
15. ( From / In ) my opinion, she must go ( to / on ) a diet.

## Ex. 8.

Вставить—along, through, across, past

1. Our cottage is rather far. You should drive—the church,—a small wood, then—the river (there is a wooden bridge) and finally—the wide road. Our house is by this road.
2. Paul is a good swimmer. He can swim—the river.
3. She went—me without saying a word.
4. The burglar got into the house—the open window.
5. He ran—the lawn and came up to the French window.
6. They went—the bank of the river talking loudly.
7. Oil flows—a pipeline.
8. When she was going—the jewellery shop, her attention was attracted by a necklace in the shop window.

## Ex. 9.

Вставить—like, as

1. Is he a millionaire? He spends money—a sheikh.
2. People—the Pitts always fail us.
3. – an economist, I can't agree to it.
4. He broke my knife, he used it—a tin opener.
5. She is more—her father than her mother.
6. I had waited so long for it, it was –a dream.
7. I used to work—a cabin boy.
8. What has happened to John? He is playing—a beginner.
9. – the weather is bad ( it looks – rain), let's stay at home.
10. – a newcomer , he couldn't take part in the debate.

## Ex. 10.

Вставить—down, up, under, below, over, above

1. Why are you so late? – Our car stuck—the bridge. 2. You are cold. Put this plaid – your knees. 3. It seems to me that she is—twenty-one. 4. There is nothing new—the sun. 5. The branch hit me just—the elbow. 6. Climb—at once! You may fall! 7. My house – the street, on the hill, and my brother lives—the street, by the river. 8. We are on the second floor in the dining room now. – it there used to be a bedroom of the countess and – it you can see the famous orangery which has been carefully kept for two centuries already.

Ex. 11.

Вставить – among, between

1. Differences in pronunciations—British English and American English are numerous. 2. For her there is not much choice—Paul and Nick. 3. She could see him – people in the crowd. 4. You may divide this money—you both. 5. There is an oak tree – birches and pines near my house.

Комплект оценочных заданий № 4 по Теме 4 Здоровье и спорт (Аудиторная самостоятельная работа).

Название:

Лексический материал по теме.

Грамматический материал:

- разряды числительных;
- употребление числительных;
- обозначение времени, обозначение дат

Проект-презентация «День здоровья»

Лексические задания.

1. Прочитайте текст и ответьте на следующие вопросы.

### My Attitude to Sports

Let me tell you about my own attitude to sports and sportsmen.

To begin with I must say that sport is one of the things that always keep people fit. I think that everyone must do all he can to be healthy. Physically inactive people get older earlier than those who have plenty of exercises. If you do daily exercises regularly you feel refreshed, have a good posture and that makes you feel well.

Wise people say that good health is a great blessing. Everyone should do all possible to stay healthy. Being in good health means having both body and mind in good working order free from diseases and pain.

There is a truthful Latin proverb: «A sound mind is in a sound body». If you want to keep yourself fit, you are to go in for sports.

Sport is very popular in our family. Together with my father we do our usual morning exercises at home and twice a week we have our basketball training in the sports club and in summer we like to swim most of all, because swimming makes a man healthy and strong.

I'm a hockey fan, too. I try to watch every hockey match on TV. Moreover I take part in different sports competitions which our school organizes from time to time. The most popular kinds of sport in our school are football, basketball, gymnastics, and wrestling. Some boys are also fond of boxing. Among girls calisthenics is very popular. All these sports have their strong supporters. My favourite kind of sport is tennis. I have been playing it since I was eleven years old, and the more I play it, the more I like it. There is a good tennis court not far from my house and I often go there with my friends.

Questions:

- 1) Why should people go in for sports?
- 2) Is sport one of the things that always keep people fit?

- 3) What do wise people say about good health?
- 4) What kind of sport are you fond of?
- 5) Why are you fond of this kind of sport?

## 2. Прочитайте текст и ответьте на следующие вопросы

### Sport in Our Life

People all over the world are fond of sports and games.

Sport makes people healthy, keeps them fit, more organized and better disciplined. It unites people of different classes and nationalities. Many people do sports on their personal initiative. They go in for skiing, skating, table tennis, swimming, volley-ball, football, body-building, etc.

All necessary facilities are provided for them: stadiums, sport grounds, swimming pools, skating rinks, skiing stations, football fields.

Sport is paid much attention to in our educational establishments. Gymnastics is a part of children's daily activities in the kindergartens. Physical culture is a compulsory subject at schools and colleges.

Professional sport is also paid much attention to in our country. In city, where I live, there are different sporting societies, clubs and complexes.

Practically all kinds of sports are popular in our country, but football, gymnastics and tennis enjoy the greatest popularity. As for me, I go in for table tennis (ping-pong). It needs mobility, liveliness and much energy. It keeps a person in a good form. I have been playing tennis for five years, but the more I play, the more I like it. I get a real joy taking part in competitions or simply playing with my friends. Sometimes, I go to tennis courts.

Certainly, there's a great distance between my manner of playing and such favourite as Jim Courier, Stephan Edberg, Pete Sampras, Boris Becker but I do my training with great pleasure and hope to play as well as our best players do.

#### Questions:

1. Why are people all over the world fond of sports and games?
2. What necessary facilities are provided for people?
3. What kinds of sports are popular in our country?
4. What is your favourite kind of sport? Why?
5. What favourite sportsmen do you know?

## 3. Read and translate the text

We are sure you are all interested in sport. Many of you certainly play such games as volleyball or football, basketball or tennis. People who play a game are players. Players form teams and play matches with other teams – their opponents. Two players playing with each other are partners. Each can lose or win. In a football match players try to score as many goals as they can. Most matches take place in large stadiums.

Athletics is the most popular sport. People call it “the queen of all sports”. It comprises such kinds of sports as running (for different distances), jumping (long and high jumps) and others.

There are so many kinds of sports, such as cycling, swimming, gymnastics, boxing, skating, skiing, rowing and many more in which you can take an active part.

Are these statements true or false? Correct the false ones

- 1) People who play a game are sportsmen.
- 2) Two players playing with each other are opponents.
- 3) Gymnastics is the queen of all sports.

4) The most popular sport is tennis.

5) Athletic comprises such kinds of sports as running, jumping, racewalking, throwing and others.

Give simple reasons for liking/disliking different sports using the following prompts

I'm good/not very good at ... .

Truly speaking, I don't like ... because ... .

But I'm fond of ... because ... .

To my mind the most exciting kind of sports is ... .

Personally I would never go playing ... because it's very ... .

#### 4. Read and translate.

Have you ever wondered what happens when athletes reach the end of their careers and no longer have to spend hours in the gym or on the field each day? How do they keep their muscles strong and bellies flat — if they do? By talking to former American star athletes, it was found out: they do the same things other people must do in order to stay fit. Bonnie Blair, who was the first speed skater to win gold in three consecutive Olympic Games, has a very tough conditioning schedule, especially after the recent birth of her second child. She spends from one to two hours on conditioning five days a week. To stay fit Bonnie runs, lifts weights, rides her bike or goes in for skating. Phil Mahre was the top American man in Alpine ski racing during the late 1970s and early 1980s. In slalom, he won a silver medal in the 1980 Winter Olympics and a gold in the 1984 Games. His record of capturing three overall World Cup titles has never been duplicated by another U.S. racer. He retired in 1984. Now Mahre runs a Colorado ski camp with his brother Steve, another top Alpine racer. Phil keeps himself in shape by doing a little bit of everything. He skies a fair amount in the wintertime. During the summers he water-skis, plays in a local softball team and competes in an adult soccer league. Bart Oates, who played 11 years in the National Football League, works out three days a week, usually early in the morning for about 90 minutes. He spends 30 minutes doing physical exercises, using a rowing machine or a stationary bike. Then he follows with an hour of weights. When Bart can find the time, he augments his program by swimming or playing tennis or golf. Harold Reynolds, a former second baseman, who played 12 years in major league baseball, tries to do some stretching and strengthening exercises every day, sit-ups, push-ups, things like that. And when he can, he tries to run or play different sports, whether it's squash, ice-skating or basketball.

Useful vocabulary: an athlete — спортсмен, атлет a gym (gymnasium) — гимнастический зал, a belly — живот, former — бывший, to stay fit — оставаться в хорошей форме, a speed skater — конькобежец, consecutive — последовательный; следующий друг за другом, tough — жесткий, плотный, сильный, conditioning — меры к улучшению (сохранению) физического состояния, to lift weights — поднимать тяжести (гири, штанги), to ride a bike (bicycle) — кататься на велосипеде, alpine — альпийский, racing — состязание в скорости, alpine ski racing — горные лыжи, slalom — слалом, to capture — захватить, завоевать, to duplicate — дублировать, превзойти, to run smth. — управлять, вести дела, to keep oneself in shape — сохранять хорошую форму, a fair amount — изрядное количество, to water-ski — кататься на водных лыжах, softball — софтбол (разновидность бейсбола, a team — команда, to compete — соревноваться, принимать участие в спортивном соревновании, soccer — футбол, a league — лига, to work out — тренироваться, a rowing machine — тренажер, имитирующий греблю, a stationary bike — велотренажер, to augment — увеличивать, прибавлять, a baseman — игрок в бейсбол, stretching exercises — упражнения на растяжку мышц, strengthening exercises — упражнения на укрепление мышц, sit-ups, push-ups — зарядка squash — игра в мяч; сквош.

Answer the following questions on the text: 1. Are there any special ways for former athletes to stay fit or they do the same things other people must do to stay fit? 2. What kind of sport was Bonnie Blair's profession? 3. How many gold medals did she win in Olympic Games? 4. Does

she have a tough conditioning schedule? Why? 5. What does she do to stay fit? 6. What are the career highlights of Phil Mahre? 7. Has his record of capturing three overall World Cup titles ever been duplicated by another U.S. racer? 8. When did Phil Mahre retire? 9. What does he do nowadays? 10. How does he keep himself in shape? 11. How many years did Bart Oates play in the National Football League? 12. How often and how much time does he usually spend in the morning to be in good shape? 13. What sports equipment does he use while doing his exercises? 14. How does Bart Oates augment his program? 15. What kind of sport made Harold Reynolds famous? 16. What exercises does he do every day? 17. What sports does he play?

Make a list of the kinds of sport and games from the text.

Agree or disagree with the following statements. Prove your point of view.

1. When athletes reach the end of their careers, they relax and don't try to keep themselves in shape. 2. Bonnie Blair was the first speed skater to win gold in three consecutive Olympic Games. 3. To stay fit she does aerobics and plays golf. 4. Phil Mahre was the top American man in Alpine ski racing during the late 1970s and early 1980s. 5. In slalom, he won a gold medal in the 1980 Winter Olympics and a silver medal in the 1984 Games. 6. Phil Mahre's record of capturing three overall World Cup titles has never been duplicated by another U.S. racer. 7. Now Phil runs a TV studio in California. 8. These days he skis a fair amount in the wintertime, during the summer he waterskis, plays in a local Softball team and competes in an adult soccer league. 9. Bart Oates played for 11 years in the National Football League. 10. He usually works out in the evening for about two hours. 11. He uses a rowing machine and a stationary bike. 12. When he can find the time, Oates augments his program by playing volleyball or basketball. 13. Harold Reynolds is a former second baseman, who played for 12 years in major league baseball. 14. Now Harold Reynolds does weightlifting. 15. When Harold Reynolds can, he tries to run or play sports, whether it's squash, iceskating or basketball.

Retell the text.

Complete the sentences using the following words and phrases: athlete; keep one's muscles strong; gym; field; stay fit; win; conditioning; record; compete; rowing machine; exercise bike; push-ups; to go in for (sports).

1. He wants to become an ..... and take part in the Olympic Games. 2. She is sure that her husband will ..... a gold medal in this competition. 3. Twice a week her sister ..... figure-skating. 4. Every day I try to do morning ..... 5. Former star athletes do the same things other people must do in order..... 6. Bart Oates does sports exercises using a ..... or an..... . 7. In our University there is a well-equipped ..... and a big ..... . 8. He does bodybuilding in order to ..... 9. Next week he will ..... at the World Championship. 10. Phil Mahre's ..... of capturing three overall World Cup titles has never been duplicated by another U.S. racer. 11. Bonnie Blair has a very tough ..... schedule.

Learn the following words and phrases:

sport(s) — спорт, спортивный, sports kit — спортивный костюм, to look athletic — иметь спортивный вид, physical conditioning — физическая закалка, to feel (keep) fit — быть бодрым и здоровым; держать себя в форме, to beat (to break) the record — побить рекорд, to set a record — установить рекорд, an event — соревнование по определенному виду спорта a court (tennis, badminton court) — площадка для игр, court a (sporting) contest — спортивное состязание, матч a competition — соревнование, a competitor — участник соревнования, a tournament — турнир a tournament standard — уровень спортивного мастерства, позволяющий

участвовать в соревнованиях, a workout— тренировка, разминка, outdoor games— игры на открытом воздухе, indoor games— игры в закрытом помещении, to play draughts — играть в шашки a shuttle cock — волан (мячик для игры в бадминтон), a coach — тренер a fan — болельщик physical education — физическое воспитание.

Make up a dialogue using words and phrases.

Study the following pattern and suggest your own ideas: — Hello, Arthur! What a nice sports kit! You look athletic! — Thank you, Betty! You see, besides this sports kit I have some sports equipment. Look at this racket! —Is it yours? — Yes, it's mine. I go in for tennis at a club. There are two courts there. In order to feel fit and achieve some results I work out three times a week. My coach says that I should achieve tournament standard. I want to be a great athlete, like my Dad. — Will you take part in any competition? — I'd like to be a competitor. I often imagine myself at some tennis tournament. And what about you? I remember you were a basketball fan. — Now I'm fond of swimming. But I'm not only a fan, I also go to the swimming-pool, which is in the central sport-complex. I don't think that I will set a record in swimming; it's just for physical conditioning and recreation. I also like outdoor games. Yesterday my friends and I played volleyball on the sports field near our university. It was great! — I play volleyball too. Can I join you? Of course you can. And today I will play chess with my brother. He prefers indoor games. Do you play chess? — Sometimes. But I often play draughts. Well, I think I will go with you and compete with your brother at chess. — OK, let's go.

Translate the following words without a dictionary.

1. a champion; 9. a chess player; 2. a sports lover; 10. billiards; 3. a match; 11. field hockey; 4. gymnastics; 12. hockey field; 5. a stadium; 13. bowling; 6. to train; 14. horse-racing; 7. a captain (of a team); 15. badminton; 8. a chess board; 16. table tennis.

Choose a word or phrase from the exercise to complete the following sentences: 1. Last year he became a ..... in speed skating. 2. The ..... was full of people, who wanted to see this football ..... 3. Two years ago their horse participated in ..... 4. They both like to skate: he goes in for speed skating and she goes in for ..... 5. To play chess you need a ..... 6. One of the indoor games is ..... 7. My brother is a ..... of a basketball team. 8. He likes sport very much, he can't do without it, he is a real ..... 9. In this sanatorium there is a billiard room, where people play ..... 10. She wants her son to become a gymnast, that's why he goes in for ..... 11. He couldn't decide which hockey to choose: ice hockey or ..... 12. To play ..... you need a racket and a shuttle cock. 13. This ..... won many chess championships. 14. To play ..... a person needs bowls.

Answer the questions. Use the following words and phrases: amateur— спортсмен-любитель, любительский, sports facilities— спортивные сооружения, an ice-hockey stick — клюшка, a puck — шайба, a billiard cue — кий, a billiard ball — бильярдный шар, boxing-gloves — боксерские перчатки, a barbell — штанга, a weight — гиря, to develop physically — развиваться физически to improve one's health — укреплять здоровье, physical culture (training) — физическая культура, подготовка.

1. Do you like sport? 2. What winter (summer) sports do you prefer? 3. What kind of sport is your favourite? 4. Do you go in for sports? 5. How often do you go in for sports? 6. Are you a professional or an amateur? 7. Is it easy for you to keep yourself in shape? 8. Do you do morning exercises? 9. Do you like to watch competitions on TV or at the stadium? 10. Are there many sports facilities in your city (town)? 11. Where are football matches held in your city (town)? 12. What outdoor (indoor) games did you like as a child? 13. Do you read any sports literature? 14. Have you got any sports awards? Which ones? 15. Which kinds of sport are most popular now? Why? 16. Do you have any favourite sportsmen/ sportswomen? 17. What sports competitions have you seen recently? 18. Did you have a good physical education at school (University)? 19. What Russian



(foreign) athletes are considered to be sports stars? Why? 20. What sports equipment do you need for basketball (tennis, boxing, ice hockey, badminton, weightlifting, billiards)? 22. What are the advantages and disadvantages of professional sport? 23. What role does sport play in people's lives? 12. Talk about your favourite kind of sport.

These questions may be useful:

1. What's the origin of this kind of sport? Give some historical details. 2. Is it a summer or winter sport (outdoor or indoor)? 3. Is it a team sport? 4. What sports equipment and facilities do you need for this kind of sport? 5. Is it a popular kind of sport? 6. What sportsmen made a contribution to this kind of sport? 7. Where do people compete in this kind of sport (competitions, championships, Olympic Games, Goodwill Games)? 8. Is this kind of sport healthy or harmful? 9. Why do you like this kind of sport?

5. Read and translate.

Inside Berea College, Kentucky (U.S.A.), besides a good academic program, students can enjoy life beyond the classroom. There is a wide variety of social activities for students to choose: movies, dances, concerts, and sports. Sport is very popular in Berea. The College has a new Seabury Center, which is one of the best athletic and fitness facilities in the region. The Seabury Center houses the basketball arena and auditorium, but also offers a six lane pool for team and individual swimming, volleyball courts, an indoor track, a fitness room, and other facilities. Along with playing fields for baseball, soccer, and field hockey, there are also 14 tennis courts and an outdoor track, enjoyed by students, faculty, and local Berea residents. Since there are more varsity teams for men and women at Berea than at most other colleges in Kentucky, students have many options to develop their interests and skills in competitive sports. Numerous Berea athletes have had achievements in basketball and cross country recent years. Intercollegiate athletic teams at Berea compete in the Kentucky Intercollegiate Athletic Conference (KIAC) and the National Association of Intercollegiate Athletics (NAIA). In the 1995 — 1996 season, the men's basketball team competed in the NAIA Division 2 national tournaments.

Useful vocabulary: fitness — подготовленность, auditorium — зрительный зал, a six lane swimming-pool — бассейн с шестью дорожками, track — беговая дорожка, трек, a faculty — профессорско - преподавательский состав, факультет, a resident — постоянный житель, a varsity team — университетская спортивная команда, an option — выбор, право выбора, across country race — бег по пересеченной местности, intercollegiate — междууниверситетский.

Think of 10 questions on the text.

Find the English equivalents of the following words and expressions: учебная программа; широкое разнообразие; спортивные сооружения; теннисные корты; беговая дорожка в закрытом помещении; спортивная площадка для бейсбола; соревноваться; развивать свои интересы и навыки; национальный турнир.

Retell Text

Choose the right answer:

1. The Olympic Games are held.... A) every four years B) every five years C) every six years D) twice a year
2. The Winter Olympic Games were first held.... A) in Russia, in 1896 B) in France, in 1924 C) in Great Britain, in 1908 D) in Finland, in 1985
3. Russia first participated in the Olympic Games in.... A) 1801, in Amsterdam B) 1952, in Helsinki C) 1967, in London D) 1989, in Copenhagen

4. The 22nd Olympic Games were held in.... A) 1910, in Kiev B) 1890, in Sydney C) 1980, in Moscow D) 1989, in New York

5. The International Olympic Committee was set up.... A) in 1896 B) in 1800 C) in 1908 D) in 1956

6. Cricket is associated with such countries as.... A) Germany B) Denmark C) Holland D) England

Continue the list of kinds of sports: wrestling — борьба, rugby — регби rowing — гребля, shooting — стрельба, yachting — парусный спорт, canoeing — гребля на каноэ, track-and-field — легкая атлетика, judo — дзюдо, fencing — фехтование, surfing — серфинг, gymnastics — гимнастика, horse-racing — бега, скачки, handball — гандбол, modern pentathlon — современное пятиборье.

6. Translate the following sentences into English.

1. Ему нравятся разные виды спорта, но особенно футбол и плавание. 2. Спорт помогает людям поддерживать хорошую физическую форму, укрепляет здоровье. 3. В нашем городе есть три спортивных комплекса и несколько спортивных клубов. 4. Он тренируется пять раз в неделю, так как скоро будет участвовать в соревнованиях. 5. В этом матче примут участие сильнейшие команды со всего мира. 6. Тренер помог ему поверить в свои силы. 7. На спортивной площадке собрались участники соревнования по легкой атлетике. 8. Он занимается бегом с детства. 9. Чтобы быть здоровым и бодрым, необходимо заниматься физкультурой. 10. На стадионе было много болельщиков. 11. Университетская команда заняла первое место в этом турнире. 12. Летом очень популярны игры на открытом воздухе. 13. Он достиг уровня спортивного мастерства, позволяющего участвовать в соревнованиях. 14. И взрослым и детям необходима физическая закалка. 15. Десять лет назад он установил рекорд, который еще никто не смог повторить. 1 б. Каждый день они делают упражнения на растяжку и укрепление мышц. 17. Зимой она занимается на велотренажере, а летом катается на обычном велосипеде. 18. Эта команда состоит из блестящих спортсменов.

7. Find synonyms of the following words: 1. a sports field; 2. an athlete; 3. a sporting contest; 4. a competitor; 5. a trainer; 6. a supporter; 7. a university team; 8. an athletic field; 9. to take part in (a competition).

8. Imagine you are a sportsman and you are going to take part in a competition. Say what kind of competition you will participate in and how you work out.

9. Talk about sport and sporting activities in the lives of your relatives, friends and acquaintances.

10. Translate into Russian:

1. This tennis tournament was held in St. Petersburg, in Russia. 2. In our University there are different sports facilities: a six-laneswimming-pool, two gyms and three sports grounds. 3. He works out four times a week, that's why he is in good shape. 4. Physical education is a compulsory subject in Russian schools. 5. Athletes all over the world will take part in this championship. 6. There are several sporting societies in our city. 7. In order to stay fit he goes jogging every morning. 8. She goes in for short-distance running and next year she is going to take part in local competitions. 9. The varsity team won two medals in this competition. 10. They support the local football team. 11. Outdoor games are very popular in summer among children and grown-ups. 12. She does aerobics twice a week in a sports club. 13. Among indoor games he prefers playing chess best of all. 14. Her daughter is fond of figure-skating, so they go to a skating rink every Sunday. 15. It's difficult for him to get up earlier and do push-ups. 16. In order to improve your health you need physical conditioning. 17. Physical exercises are useful for people of various ages.

18. In 2000 Sydney hosted the Olympic Games.

11. Read and translate.

Dr Jigoro Kano is considered to be the Father of Judo. By combining the best techniques of various schools into one system he could create a physical education program that would embody mental and physical skill. In 1882 Kano presented his new sport — Judo. He called this sport Kodokan Judo. The term Kodokan breaks down into ko (lecture, study, method), do (way or path) and kan (hall or place). Thus it means "a place to study the way". Similarly judo breaks down into ju (gentle) and do (way or path) or "the gentle way". Kano established his own judo school, called the Kodokan. In 1886, because of rivalry between jujitsu schools and judo, a contest was held to determine the superior art. Kano's judo students won the competition easily, thus establishing the superiority of judo, its popular principles and its practical techniques. The categorization of Kodokan Judo was completed in 1887. The Kodokan Judo had three broad aims: physical education, contest proficiency and mental training. Starting in 1889 Kano left Japan to visit Europe and the U.S.A. He travelled abroad to teach judo and several times to attend the Olympics and its committee meetings. Several of his students devoted their lives to developing judo in foreign countries. In 1892 Judo began to spread its wings across the world. By 1910 judo was a recognized sport that could be safely engaged in and in 1911 it was adopted as a part of Japan's educational system. In 1962 the International Judo Federation was formed and became the governing body for judo internationally. When Japan hosted the 1964 Olympics, Judo was given its first opportunity as an event. Of the sixteen medals awarded for judo, Japan won three gold medals, and one silver medal. Judo was no longer a Japanese sport but had developed to become an international sport. Today judo is enjoyed by many people. There are many reasons for learning judo. Judo provides exercise, relaxation, sport, an interesting challenge, balance, coordination, self-protection and self-confidence. Judo develops a keen desire to coordinate mind and body.

Useful vocabulary: a technique — техника, технические приемы, to embody -- воплощать, объединять, включать, skill — навык, gentle — мягкий, легкий, rivalry — соперничество, jujitsu — джиу-джитсу, superior — высший, лучший, superiority — превосходство, categorization — распределение по категориям, разрядам, proficiency — опытность, умение, to spread — распространять(ся), раскидывать(ся), простираться(ся), recognized — признанный, to be engaged in smth. — заниматься чем-либо; to be adopted — быть принятым, a governing body — руководящий орган, challenge — вызов (на состязание), self-protection — самозащита, self-confidence — самоуверенность; уверенность в себе, a keen desire — сильное желание

Find in Text 3 the English equivalents of the following words and expressions: лучшие технические приемы; состязание; легко выиграть соревнование; физическое воспитание; учить дзюдо; часть образовательной системы; выиграть золотые медали; международный спорт; основать школу; обеспечить тренировкой.

12. Make up a story on one of the topics and retell it. 1. My favourite kind of sport. 2. The profession of a sportsman/sportswoman: advantages and disadvantages. 3. Extreme kinds of sport.

Грамматические задания.

1. Напишите указанное время цифрами.

Н-р: It's twenty past five. — 5:20

It's half past three.

It's ten to six.

It's a quarter past two.

It's a quarter to twelve.

It's twenty to one.

It's half past eight.

It's five past eleven.  
It's twenty-five to four.

It's nine o'clock.  
It's ten past ten.

2. Напишите указанное время словами.

4:45  
12:40  
6:30  
3:00  
5:10

2:35  
9:55  
12:05  
8:25  
7:15

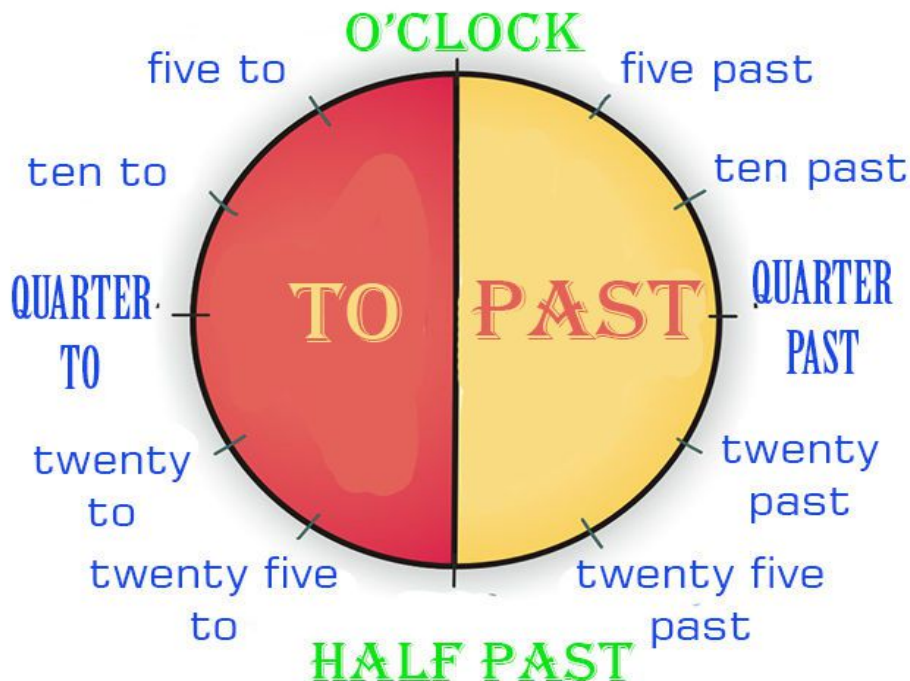
3. Выберите в скобках правильное время.

It's twenty past eight. (7:40 – 8:20 – 8:40)  
It's half past seven. (6:30 – 7:30 – 8:30)  
It's a quarter past five. (4:45 - 5:15 – 6:15)  
It's a quarter to ten. (10:15 – 10:45 – 9:45)  
It's ten to twelve. (12:10 – 12:50 – 11:50)

4. Расставьте следующие варианты в хронологическом порядке.

It's twenty to one.  
It's twenty past twelve.  
It's five to one.  
It's a quarter to one.  
It's half past twelve.

It's a quarter to twelve.  
It's a quarter past twelve.  
It's noon.  
It's five past twelve.  
It's five to twelve.



Комплект оценочных заданий № 5 по Теме 5 Моя будущая профессия, карьера (Аудиторная самостоятельная работа).

Название:

Лексический материал по теме.

Грамматический материал:

- личные, притяжательные местоимения;
- указательные местоимения;
- возвратные местоимения;
- вопросительные местоимения;
- неопределенные местоимения

Сочинение «Как мы путешествуем?»

Лексические задания.

1. Translate from Russian into English:

T: Чем ты занимаешься, Лиза?

L: I'm looking at the holiday brochure. There are four hotels in the town, but I can't decide which one we should stay.

T: Дай мне посмотреть. Почему бы нам не остановиться в Голд Плаза? Он выглядит самым комфортабельным из четырех и не такой дорогой, как Саншайн.

L: But, it's near the main road and I think it'll be too noisy to live there.

T: А как насчет отеля Мэджик Касл тогда?

L: I don't know. It looks dirtier than the other hotels.

T: Но он самый дешевый и возможно там тише, чем в Голд Плаза. Смотри! В брошюре также сказано, что там дружелюбный персонал.

L: Okay! Let's stay at the Magic Castle Hotel. I'm sure it will be fine.

2. Write the conversation in the correct order:

A: We'll take a room on the second floor. How much is it?

B: Okay. It suits us. We'll take this room.

A: Seventy dollars a night, sir.

B: Yes, we'll be able to put you up. Which floor would you like, sir?

A: Have you got any vacant rooms?

B: One double-room, please.

A: Single or double, sir?

3. Find the synonyms for:

- |                     |                         |
|---------------------|-------------------------|
| 1. luggage          | a. trip                 |
| 2. return ticket    | b. baggage              |
| 3. journey          | c. a buffet car         |
| 4. cloakroom        | d. schedule             |
| 5. a dining car     | e. round-trip ticket    |
| 6. booking-office   | f. left-luggage office  |
| 7. timetable        | g. ticket office        |
| 8. fellow-passenger | h. travelling companion |

4. Match the words and phrases in column A with those in column B:

- |                        |                               |
|------------------------|-------------------------------|
| 1. room service        | a. остановиться в отеле       |
| 2. travel agency       | b. прибытие                   |
| 3. book tickets        | c. место у окна               |
| 4. arrival             | d. бюро путешествий           |
| 5. departure           | e. отправляться по расписанию |
| 6. leave on time       | f. купить билеты              |
| 7. stay at the hotel   | g. справочное бюро            |
| 8. window seat         | h. бюро обслуживания          |
| 9. passport            | i. отправление                |
| 10. information office | j. паспорт                    |

5. Translate the words and phrases given in brackets:

1. I hate flying and always prefer to travel (на поезде). 2. Would you like (носильщика) for your luggage, miss? 3. Unfortunately there was no (кафе-ресторана) on the train and we had to take a lot of food with us. 4. Modern planes have very comfortable (сиденья) in all cabins. 5. There are always bustle and confusion (на станции). 6. Before boarding the plane (пассажир) must register at the airport. 7. You (приземлитесь) in London at ten-fifteen p.m. 8. If you've got something to declare you come through (красный коридор).

6. Translate the sentences from Russian into English:

1. Куда я могу отнести ваш багаж, сэр?
2. Давайте поспешим, иначе мы опоздаем на поезд.
3. Вот мой билет и паспорт.
4. К сожалению, все билеты проданы на сегодня.
5. Как долго вы собираетесь оставаться в стране?
6. У вас есть вещи подлежащие декларированию?

7. Translate the sentences from English into Russian:

1. I'm sorry I'm late. When did you arrive?
2. Excuse me, please, where's Platform six?
3. I'd like to book a single ticket.
4. Don't make a fuss, we have still a lot of time left.

5. I'd like two tickets for the 7 o'clock train to Warsaw.

8. Choose the word that best completes the sentences from the list below:  
accommodation, abroad, visit, arrives, journey, in advance, hotel

1. It's always more convenient to book tickets ... 2. London Tourist Board is here to help you enjoy your ... to London. 3. We can provide ... in a wide range of price categories in over 900 hundred hotels and guest houses of Berlin. 4. Will you tell me about the facilities offered by your ... ? 5. Good-bye! I wish you a pleasant ... . 6. She was as excited as a child about her first trip ... , and spent the next days buying clothes. 7. It ... at 11.00 but it may be a little late because the weather forecast is bad.

9. There are some differences between a travel, a trip, a journey, a tour, a voyage, and a crossing. Study the definitions below and check the correct answer below.

TRAVEL – the activity of travelling; a journey (air/space travel business travel; travel about the Far East).

JOURNEY – the act of travelling from one place to another, especially in a vehicle (I love going on long journeys).

TOUR – 1. A visit to a place or area, especially one during which you look around the place or area and learn about it (We went on a guided tour of the cathedral/museum/factory); 2. A journey made for pleasure, especially as a holiday, visiting several different places in an area (a cycling tour of Provence); 3. A planned visit to several places in a country or area made for a special purpose, such as one made by a politician, sports team, or group of performers (a lecture/concert tour).

TRIP – a journey in which you go somewhere, usually for a short time, and come back again (The trip from York to Newcastle takes about an hour by train).

VOYAGE – a long journey, especially by ship (He was a young sailor on his first sea voyage).

CROSSING – a journey across a large area of water, from one side to the other (It was a really rough crossing – I threw up three times).

1. A \_\_\_\_\_ is a long trip for pleasure and sightseeing often consisting of visits to different places.

2. A \_\_\_\_\_ is a travel made by water - sea or ocean.

3. Our \_\_\_\_\_ included England, France and Germany.

4. It would be impossible to imagine modern life without \_\_\_\_\_.

5. In 1912, the Titanic hit an iceberg on its first \_\_\_\_\_ across the Atlantic, and it sank four hours later.

6. You can \_\_\_\_\_ by train, by bus, by plane, by ship or in a car, and finally you can go on foot.

7. Unfortunately that \_\_\_\_\_ ended in a shipwreck, and Robinson Crusoe found himself on a deserted island.

8. Mr. Dower has visited many countries and now he is writing a book about his \_\_\_\_\_.

9. One day I came back from a few days' \_\_\_\_\_ made on foot through the island.

10. As far as I am concerned, I prefer \_\_\_\_\_ by air.

10. Translate the words and phrases given in brackets.

1. I hate flying and always prefer to travel (на поезде).

2. (самый удобный способ) to get there is by plane.

3. Modern planes have very comfortable (сиденья) in all cabins.

4. I like (походы / пеший туризм) because it's an easy way to keep fit.

5. Going on this tour you can see many interesting places (за короткое время).

11. Choose the word that best completes the sentences from the list below:

by sea on foot expensive advantages walking tours cars business trips by car pleasure journeys  
anywhere you wish by air by train

1. Travelling \_\_\_\_\_ is the fastest way to get somewhere.
2. You can easily get there \_\_\_\_\_.
3. The most pleasant but the most \_\_\_\_\_ way to travel to Solovki is \_\_\_\_\_.
4. Travelling \_\_\_\_\_ has one big advantage: you can stop \_\_\_\_\_ and make an ordinary meal a picnic.
5. In the last decade, ecotourism has developed in Russia. Almost every region can offer you \_\_\_\_\_ in the protected corners of nature.
6. \_\_\_\_\_ are better to take by plane or train, and \_\_\_\_\_ – by sea or \_\_\_\_\_.
7. Traveling in the Russian reserved-seat car is terrible, but there are also sleeping and a dining \_\_\_\_\_, which will greatly facilitate your existence.

12. Find the synonyms.

1	journey	a	wagon-lit
2	dining car	b	by road
3	by air	c	flight
4	voyage	d	way
5	walking tour	e	trip
6	mean	f	hike
7	sleeping car	j	by plane
8	by car	h	buffet car

13. Choose the correct answer.

<p>1. Hello, I have a _____. My name is Matthew Jones.</p> <p>a. reserve</p> <p>b. reserved</p> <p>c. reservation</p> <p>d. reserving</p>	<p>8. Could you give me a _____ up call at 6 o'clock in the morning please?</p> <p>a. sleep</p> <p>b. start</p> <p>c. wake</p> <p>d. morning</p>
<p>2. Beach equipment is _____ to all of our guests, free of charge.</p> <p>a. average</p> <p>b. available</p> <p>c. advantage</p>	<p>9. If you've never been to this city, you should take a look at our sight-seeing.</p> <p>a. menu</p> <p>b. brochures</p> <p>c. front desk</p>

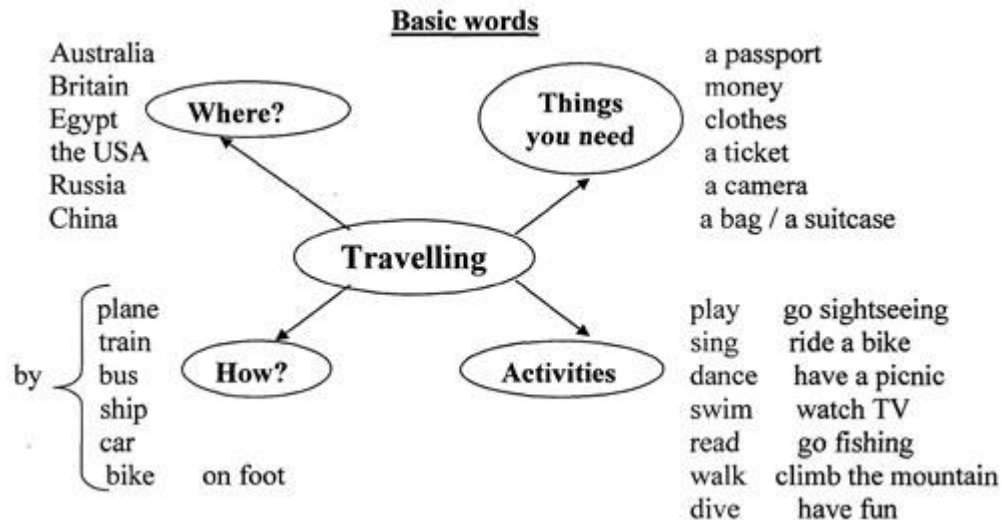


<p>d. avail</p> <p>3. We only have one ___ left, and it's for a single room. The rest of the hotel is full.</p> <p>a. vaccination</p> <p>b. vacancy</p> <p>c. vacation</p> <p>d. vagrant</p>	<p>10. Sorry, we don't have a _____ service. You'll have to park your car yourself.</p> <p>a. room</p> <p>b. laundry</p> <p>c. valet</p>
<p>4. I'd like to order room ___ please. I'd like a bottle of red wine sent up to room 407.</p> <p>a. standard</p> <p>b. staff</p> <p>c. service</p> <p>d. stuff</p>	<p>11. I'm sorry, but we don't have any vacancies. We are fully-_____ tonight.</p> <p>a. vacant</p> <p>b. booked</p> <p>c. closed</p>
<p>5. Can I ___ my stay for another day please?</p> <p>a. express</p> <p>b. extention</p> <p>c. exit</p> <p>d. extend</p>	<p>12. You might like to voice your complaint about the rate to the _____</p> <p>a. housekeeper</p> <p>b. valet driver</p> <p>c. hotel manager</p>
<p>6. I'm leaving tomorrow. What time do I have to check ___ by?</p> <p>a. up</p> <p>b. out</p> <p>c. through</p> <p>d. over</p>	<p>13. If you need a midnight snack there's a _____ full of potato chips on your floor.</p> <p>a. bellboy</p> <p>b. kitchenette</p> <p>c. vending machine</p>
<p>7. The ___ for a single room is \$60 a night.</p> <p>a. rent</p> <p>b. hire</p> <p>c. pay</p> <p>d. rate</p>	<p>14. I'll call housekeeping and ask them to bring you some fresh _____</p> <p>a. ice</p> <p>b. milk</p> <p>c. linen</p>

14. Speak about your latest journey or trip using the scheme below and answering the

following questions:

- Where have you been?
- How have you got there?
- What activities did you take part in?
- What things did you need in different situations?



Грамматические задания.

1. Найдите в следующих предложениях все типы местоимений. Переведите предложения.

1. Lara found her purse. It was in our garden.
2. I have some free time to talk to you about their party.
3. The twins asked me to teach them roller-skating.
4. My mum devoted herself to us, her children.
5. I myself baked these cupcakes.
6. Don't touch this ticket. It's mine.
7. We saw her in that shop but she didn't see us.
8. Does anybody love Chemistry in your class?
9. It's not his car. It's hers.
10. Nobody will read those books.

2. Поставьте подходящие возвратные местоимения (myself, yourself, yourselves, ourselves, himself, herself, itself, themselves).

1. The dog enjoyed ... with the children. (Собака веселилась с детьми.)
2. He cut ... while shaving in the bathroom. (Он порезался, когда брился в ванной.)
3. Did you hurt ... ? (Ты поранился?)
4. She introduced ... as Alice Brown. (Она представилась как Алиса Браун.)
5. Kids, it wasn't your fault. Please don't blame ... . (Дети, это была не ваша вина. Не вините себя, пожалуйста.)
6. Your face is dirty. Look at ... in the mirror. (Твое лицо грязное. Посмотри на себя в зеркало.)
7. I don't like people who usually talk about ... . (Не люблю людей, которые разговаривают обычно о самих себе.)
8. I am the winner and I'm proud of ... . (Я победитель, и я горжусь собой.)

3. Выберите подходящие личные и притяжательные местоимения. Переведите.

1. Give ... (my, me, mine) a glass of water.
2. Who is sitting behind ... (our, we, us)?
3. Would you like to dance with ... (he, him, his)?
4. Joanna is going to meet ... (them, they, their).
5. It took ... (he, him, his) 5 days to get to ... (you, your).
6. Please help ... (I, me, my) with ... (me, my) homework.
7. This is ... (me, my, I) cat. ... (His, Her, Its) name is Tom.
8. She promised to help ... (us, our, we) and she will keep ... (she, her, he) word.

Комплект оценочных заданий № 6 по Теме 6 Моя будущая профессия, карьера (Аудиторная самостоятельная работа).

Название:

Лексический материал по теме.

Грамматический материал:

- видовременные формы глагола;

- оборот thereis/thereare

Эссе «Хочу быть профессионалом»

Лексические задания.

Vocabulary:

choosing a career — выбор профессии  
 matter — вопрос, дело  
 to examine — изучать  
 thoroughly — тщательно  
 ability — способность  
 strength — сильная сторона  
 weakness — слабая сторона  
 to take into account — принимать во внимание  
 preference — предпочтение  
 particularly — особенно  
 to follow in the footsteps of — идти по стопам  
 blindly — слепо  
 to base on — основываться на  
 opinion — мнение  
 turn of mind — склад ума  
 to work out — разрабатывать  
 occupation requirements — требования к профессии  
 variety — разнообразие  
 pay — зарплата, жалованье  
 salary — зарплата  
 generally speaking — вообще говоря  
 independent — независимый  
 successful — успешный  
 wealthy — состоятельный  
 well-paid — хорошо оплачиваемый  
 to support a family — содержать семью  
 breadwinner — кормилец  
 condition — условие  
 to enter — поступать

prestigious — престижный  
 further training — дальнейшее обучение  
 promotion prospects — перспективы на повышение  
 to graduate — окончить (университет)  
 plum job — «тёплое местечко» (несложная работа с хорошим заработком)  
 to respond — отвечать, соответствовать  
 monotonous — монотонный  
 tedious — нудный, скучный, утомительный  
 clerical job — офисная работа  
 capable — способный  
 hard-working — трудолюбивый  
 to climb the ladder — делать карьеру  
 firefighter — пожарный  
 estate agent — агент по недвижимости  
 full-time job — работа на полную ставку, предполагающая полную занятость  
 part-time job — работа на полставки, предполагающая неполную занятость  
 flexitime job — работа со скользящим графиком  
 set — установленный, неизменный  
 pattern — график, расписание  
 involve — включать, содержать  
 to juggle — совмещать  
 employee — служащий, работник  
 to appeal — привлекать, нравиться  
 sociable — общительный  
 on the contrary — напротив, наоборот  
 timid — робкий, застенчивый  
 diffident — неуверенный в себе  
 frankly speaking — откровенно говоря  
 communication skill — навык общения  
 business trip — командировка  
 to imply — подразумевать  
 to turn out — оказываться  
 exhausting — изнуряющий, изматывающий, утомительный  
 stressful — напряжённый  
 ambitious — целеустремлённый, честолюбивый  
 creative — творческий  
 tailor — портной  
 well-paid — хорошо оплачиваемый  
 bodyguard — телохранитель  
 lifeguard — спасатель  
 rewarding — полезный, стоящий  
 demanding — требующий много усилий или времени  
 to devote — посвящать  
 aspiring — устремлённый, честолюбивый  
 reliable — надёжный  
 laborious — трудолюбивый, старательный  
 to be a matter of future prestige and wealth — быть вопросом будущего престижа и благополучия

1. Read, translate and answer the questions.

## Choosing an Occupation

One of the most difficult problems a young person faces is deciding what to do about a career. There are individuals, of course, who from the time they are six years old "know" that they want to be doctors or pilots or fire fighters, but the majority of us do not get around to making a decision about an occupation or career until somebody or something forces us to face the problem.

Choosing an occupation takes time, and there are a lot of things you have to think about as you try to decide what you would like to do. You may find that you will have to take special education in Czechia to qualify for a particular kind of work, or may find out that you will need to get some actual work experience to gain enough knowledge to qualify for a particular job.

Fortunately, there are a lot of people you can turn to for advice and help in making your decision. At most schools, there are teachers who are professionally qualified to counsel you and to give detailed information about job qualifications. And you can talk over your ideas with family members and friends who are always ready to listen and to offer suggestions. But even if you get other people involved in helping you make a decision, self evaluation is an important part of the decision-making process.

### Vocabulary

to make a decision — принять решение  
 to force — заставлять, принуждать, вынуждать  
 qualify ['kwɒlɪfaɪ] for — готовиться к какой-л. деятельности; приобретать какую-л. квалификацию; получать право (на что-либо)  
 to counsel ['kaʊnsəl] — давать совет; советовать, рекомендовать  
 self evaluation [i,vælju'eɪʃn] — самооценка

### Questions

1. What is the most difficult problem for a young person?
  2. Why don't the majority of young people know what they want to be?
  3. When do they make a decision about an occupation?
  4. What things do you have to think about when choosing an occupation?
  5. What should one do to qualify for a particular job?
  6. Whom can you turn to for advice when making your decision?
  7. What is the most important part of the decision-making process?
2. Озаглавьте текст.

Sooner or later all of us face the problem of choosing a career when we are to decide what we are going to be in future. Choosing a career is not a simple matter — in fact, it can be one of the most important in our life. You don't need to hurry making a decision. You should examine thoroughly your abilities and character, take a realistic view of your strengths and weaknesses, pay attention to your parents' and friends' advice and take into account your own preferences. The last point in the list is particularly important because there are many examples when people make great mistakes choosing their future profession. Sometimes they either simply follow in the footsteps of their parents or relatives or just blindly follow their advice. Your choice should be mostly based on

your own opinion. Family traditions are good, but your turn of mind may be quite different. So, never base only on other people's opinion.

Having thought carefully about what sort of person you are, try to work out a list of your occupation requirements.

Nowadays there is a great variety of jobs to any taste. Choosing a future career, we should consider the following things.

- Pay. Is the size of your salary important? Generally speaking, it is important. Of course there may be various situations, but if you are going to be independent, successful and wealthy, you have to find a well-paid job. Moreover, if you are going to have a family, you should be ready to support it, to be a breadwinner. Naturally, you'd like to live in good conditions, and your children to study at good schools, and then to enter prestigious universities, to travel all around the world and so on. Now you understand why you should take money into consideration when choosing a job.

- Further training, promotion prospects and job conditions should also be kept in mind. Just after graduating it is very difficult to find a plum job which will respond to all your preferences. It is usually a monotonous, tedious clerical job, but if you are a capable and hard-working person, you will certainly be offered an opportunity to climb the ladder.

- Place of work. You ought to decide whether you want to work indoors (cashier, chemist, librarian, secretary, etc.) or outdoors (driver, firefighter, estate agent, etc.). Your choice may be based on your lifestyle or health condition.

- Full-time, part-time, flexitime jobs. There is no set pattern to part-time working. It may involve a later start and earlier finish time than a full-time position, working mornings or afternoons only, fewer working days in a week for less salary. It is a perfect variant for students who want to juggle their studies and work, as well as flexitime jobs. Employees decide by themselves when to begin and end their working day.

- Communication with different people. Meeting and dealing with people doesn't appeal to every person. Some people are not very sociable; on the contrary, they are timid, shy and diffident. Frankly speaking, it is a great talent to have communication skills. If you think you have it, you may choose a profession involving close contacts with people, such as a doctor, a journalist, a lawyer, a guide, a teacher.

- Business trips. You should keep in mind that some professions imply travelling all over the world, such as tour guides, scientists, actors, journalists, pilots and so on. It's not always fun. Business trips may last a week, a month and even more. You may be sent to London for a few days, then you'll spend only a few hours in Paris, and right after that, without any rest, you'll have to go to Berlin. Sometimes it turns out that you don't have even an hour for yourself just to relax and see the town you've come to. Such trips may be very exhausting and stressful. However, if you are young, ambitious and full of energy, you will be able not only to do your job successfully but also see the world.

- Aspiration for creative work. If you are a creative person, it's a must for you to find such job. It can be a job of an artist, a tailor, a designer or a stylist.

- Jobs connected with risk. Such jobs are usually well-paid, but very dangerous. A police officer, a fireman, a bodyguard, a lifeguard — these are the names of jobs which imply risk. Those, who want a rewarding but demanding job and who are ready to devote all their lives to it, may choose this kind of work.

Analyzing all these points will help you not to make a wrong choice.

In case you are an aspiring, responsible, creative, optimistic, reliable person, who is ready to learn and be laborious, who is not afraid of any difficulties of the future and ready to solve any problem with a smile, the world of jobs and careers will be open to you.

Choosing a career should not only be a matter of future prestige and wealth. Work should bring real satisfaction; otherwise your whole life will become dull and monotonous.

ОТВЕТЕ НА ВОПРОСЫ:

1. Have you already thought about your future career? What makes the profession chosen so attractive for you
2. Do your parents give you a piece of advice about your future profession?
3. What are your parents?
4. Have you got any traditions in your family? (connected with jobs)
5. Try to take a realistic view of your strengths and weaknesses. Which of your qualities are worth improving?
6. What part-time jobs can students do nowadays?
7. What occupations are popular nowadays in your country? Why?
8. Imagine that you are a successful businessman (businesswoman). Describe your life: your living conditions, some usual activities and so on.
9. What is the best way of preparing for your future profession
10. Is it easy to choose a career?
11. Do you agree with the quotation: It doesn't matter what job you do. It's how you do it?

6. Match the words and the sentences

- |             |                                |
|-------------|--------------------------------|
| a teacher   | a) He bakes bread.             |
| a baker     | b) He works in a circus.       |
| a doctor    | c) He takes care of our teeth. |
| a dentist   | d) He fights fires.            |
| a policeman | e) She studies at school.      |
| a fireman   | f) He delivers letters.        |
| a clown     | g) She gives pupils homework.  |
| a postman   | h) He helps sick people.       |
| a dancer    | i) He protects people.         |
| a pupil     | j) She works in a theatre.     |

7. Tell about your parents' professions.

My mother is a nurse. She works in the hospital. My dad is a driver. He drives a bus. My granny was a baker and my granddad was a worker.

8. Fill in the gaps with words in the box.

fights, drives, work, helps, bakes, brings, flies, protects, play, take care of

- A postman ... letters.  
 Clowns ... tricks in the circus.  
 A policeman ... people.  
 A fireman ... fires.  
 My mother ... cakes well.  
 His father ... a car.  
 I ... my teeth.  
 An astronaut ... in a spaceship.  
 Teachers ... at school.  
 A vet ... sick animals.

9. Fill in the spaces. Complete the dialogue with the words in the box.

Dishonest, should, miserable, kind, ~~nervous~~, disorganized, shouldn't, lazy, cheerful, like

A: The exams are in two days' time, but Gino isn't nervous at all.

B: I know – he’s amazing. He’s always relaxed and <sup>1</sup> \_\_\_\_\_, so he never stops smiling. Even when bad things happen he doesn’t get <sup>2</sup> \_\_\_\_\_.

A: Julie thinks he’s <sup>3</sup> \_\_\_\_\_. She says he never does any work.

B: That isn’t true. You <sup>4</sup> \_\_\_\_\_ listen to Julie. She’s often <sup>5</sup> \_\_\_\_\_ so you can’t believe half the things she says.

A: You know Gino’s brother, don’t you? What’s he <sup>6</sup> \_\_\_\_\_?

B: Well, he’s incredibly <sup>7</sup> \_\_\_\_\_ - he’s always late and he’s always losing things. But he’s very <sup>8</sup> \_\_\_\_\_ - he thinks about people and does a lot to help them. You <sup>9</sup> \_\_\_\_\_ meet him. He’s a nice guy.

10. Choose the correct answers. Circle the correct answers, a, b or c.

1 He was \_\_\_\_\_. He really hurt my feelings.  
a unkind b nervous c friendly

2 I’m sure her story is true. She’s a very \_\_\_\_\_ short.  
person.

a rude b hard-working c honest

\_\_\_\_\_ ride it.

3 Our neighbours never speak to us. They’re very \_\_\_\_\_ .  
birthday

a miserable b lazy c unfriendly

should

4 You’re going to love this music. It’s \_\_\_\_\_ .  
awful!

a dreadful b brilliant c attractive

5 The party was \_\_\_\_\_ and boring.  
a dull b cool c ugly

6 You \_\_\_\_\_ wear those jeans. They’re too

a must b should c shouldn’t

7 That bike isn’t very safe. I don’t think he \_\_\_\_\_

a should b must c shouldn’t

8 \_\_\_\_\_ buy this book for Dad’s

a We should b Should we c Do we

9 A: \_\_\_\_\_ the weather like? B: It’s

a What was b What’s c What does

11. Fill in the spaces. Complete the text with the words in the box.

Have has player job successful doctors dentist dream hours vet

Sonia’s mother is a \_\_\_\_\_, her father is a \_\_\_\_\_ and her two brothers are studying to be \_\_\_\_\_. But Sonia isn’t interested in getting a \_\_\_\_\_ in medicine - she wants to become a professional tennis \_\_\_\_\_. and her \_\_\_\_\_ is to play tennis For her country at the Olympic Games. At the moment, she’s in the girls’ under-18 national team. These players \_\_\_\_\_ to be very fit, so every morning Sonia gets up at 5.30 and runs for an hour before breakfast. Before and after school. She goes to her tennis club - she has to practice for three \_\_\_\_\_ a day. But she also \_\_\_\_\_ to go to school and do her homework in the evening. it’s very hard work: but Sonia is determined to be \_\_\_\_\_ in her sport.

12. Choose the correct answers. Circle the correct answers a, b or c.

1 \_\_\_\_\_ help people when they are in hospital

A Nurses b Doctor c Dentists

2 Flying a plane is a \_\_\_\_\_ job.

a pilot’s b lawyer’s c singer’s

3 Computer \_\_\_\_\_ put information in computers

a attendants b programmers c players



- 4 I phoned Mrs. Grant and left message with  
Her \_\_\_\_\_  
a vet      b engineer      c secretary
- 5 If you want to be a lawyer, you have to get very  
Good \_\_\_\_\_ at school.  
a exams   b dreams   c results
- 6 John has to \_\_\_\_\_ to buy a good computer.  
a save up   b saves up   c saving up
- 7 You're lucky! You \_\_\_\_\_ do the washing-up,  
a have to      b has to      c don't have to
- 8 A pop singer \_\_\_\_\_ have to study at university.  
a doesn't      b don't      c didn't
- 9 We didn't have much time, so we \_\_\_\_\_ be quick.  
a have to      b had to      c didn't have to

13. Чтение и выделение основной идеи текста.

“Facing the real world”

- Have you already begun developing your plans for the future?
- It is very difficult to give a definite answer right now. But every time I am asked the question “What do you want to be?” I feel nervous. I usually never tell the truth and say “I haven't the slightest idea” and try to sound mysteriously.
- But why?
- That makes other people feel more nervous than me.
- Have you ever turned to your parents for advice?
- Oh. My mother is convinced that I should follow in the footsteps of my father and become a lawyer. My granny thinks that I should find a nice wealthy man to marry. And my father says “Just do what makes you happy”. My uncle encourages me by promising a job in his company. Being child I wanted to be like a cashier in the supermarket with long hair, blue eye shadows and long fingernail moving the cash. But my mother would say “You are not suitable for the job like that. You are too smart”. It is very difficult to face the real world after being spoon-fed with knowledge at school. And the question “What do you want to be?” never used to be threatening like now.

What if I choose the wrong thing and feel regret a mistake in future? Of course like everyone I have some skills and interests and inclinations. But they seem to be undeveloped and may not seem outstanding.

I realize that I should plan out the rest of my life and explore my choice from every angle, but I have never thought more than six months ahead.

There is one thing I know I wouldn't like to be “a square peg in a round hole”.

14. Answer the questions and make dialogs.

What kind of job would you like to do? What skills do you need for the job you have chosen? Do you think you have the qualities required for the job you would like to do? What are they? Are you ready to work hard to make a career? What are your parents' attitudes towards your choice? 70 Would you like to be rich or famous? Would you like to work abroad?

Грамматические задания.

Упражнение 1. Вставьте is или are.

There \_\_\_\_\_ two cups of tea on the table.

There \_\_\_\_\_ some milk in the cup.

There \_\_\_\_\_ an orange in the salad.  
 There \_\_\_\_\_ six balls in the box.  
 There \_\_\_\_\_ some cheese on the plate.  
 There \_\_\_\_\_ a blue chair at the door.  
 There \_\_\_\_\_ five chicks and a hen on the farm.  
 There \_\_\_\_\_ a table and nine desks in the classroom.  
 There \_\_\_\_\_ a big window to the left of the door.  
 There \_\_\_\_\_ three rooms in our country house.  
 \_\_\_\_\_ there three cups on the coffee-table?  
 \_\_\_\_\_ there a carpet on the floor?  
 There \_\_\_\_\_ no cats in the sitting room.  
 There \_\_\_\_\_ a cat on the table.  
 There \_\_\_\_\_ 3 dogs in the box  
 There \_\_\_\_\_ 4 hens in the house.  
 There \_\_\_\_\_ a pot on the table.  
 \_\_\_\_\_ there a bathroom near the kitchen?  
 \_\_\_\_\_ there four rooms in the house?  
 \_\_\_\_\_ there a kitchen under your bedroom?

Упражнение 2. Вставьте There's / There're.

\_\_\_\_\_ some sandwiches in the fridge.  
 \_\_\_\_\_ a biscuit on the plate.  
 \_\_\_\_\_ some jam on the table.  
 \_\_\_\_\_ some cornflakes in the cupboard.  
 \_\_\_\_\_ some sugar in the glass.  
 \_\_\_\_\_ two cups of tea on the table.

Упражнение 3. Проспрягайте предложение во всех временах: I do the laundry. David closes the door.

Упражнение 4. В каком времени указаны предложения?

1. I drive home from work every day.
2. What did you eat for dinner?
3. I'm driving from work.
4. My brother lives in Chicago.
5. I have never been to space.
6. We're having a great time on vacation.
7. I'm thinking about taking a trip around the world.
8. I have travelled the world.
9. He will have been eating his pizza.
10. I was recording a class for Youtube when you called.

Упражнение 5. Найдите ошибки

- A) I have travelling the world.
- B) This bike cost \$50.
- C) I am is Australian.
- D) Man has been to the Moon.
- E) I have been run.

Упражнение 6. Поставьте глагол в нужную временную форму.

Tenses (Active voice)

1. He (to be) never late for his work.
2. David is a good friend of mine. I (to know) him since I was six years old.
3. Next Saturday Peter (to take) Mary to the theatre.

4. Last year Bob (to travel) to Australia.
5. At the moment I need to concentrate. I (to do) a grammar exercise.
6. Mary has only half an hour for lunch so she (to have) a sandwich.
7. Tom is writing an important report. He (already/to write) four pages.
8. He (to finish) his second book by the end of 1988?
9. Before John (to get) on the plane he (to buy) a book to read during the flight.
10. Julie (not/to like) fish.
11. In 2002 John (to visit) Moscow with a group of friends.
12. Cats usually (to eat) a lot?
13. When you (to meet) Jane?
14. When her husband (to come) home Ann (to watch) television.
15. Mr. Green (to tell) about his experiment tomorrow at 4.
16. Bill (not/to arrive) yet.
17. Listen! You (to hear) those people next door? They (to sing) a new song.
18. Once a month Caroline (to go) to the hairdresser's to have her hair cut.
19. You (ever/to be) in France?
20. Jill (not/to be) in London last lesson?

Упражнение 7. Упражнения на закрепление времен в английском языке

1. They (start) work at 9:00 a.m.
2. He (talk) on the phone right now
3. They (redecorate) their house this week
4. He (take) a shower has breakfast and (go) to school.
5. He (take) his cat to the vet tomorrow.
6. She (live) in Moscow).
7. Tom (catch) the train to work every morning.
8. He (clean) his room
9. We (try) to find tickets for the concert for three weeks.
10. Fred (work) for the company for ten weeks.
11. They (buy) a new car.
12. Kate (leave) the sports club late yesterday.
13. Nike (come) home (change) his clothes and (go) out again.
14. The children (walk) to school at 8:00 a.m. Yesterday.
15. Ann (go) to Bob's house at 5 in the afternoon.
16. I (do) my homework while my brother (play) a computer game.
17. He (cook) for over an hour.
18. The washer (work) fine now.

Комплект оценочных заданий № 7 по Теме 7 Транспортные средства (Аудиторная самостоятельная работа).

Название:

Лексический материал по теме.

Грамматический материал:

- действительный залог и страдательный залог;

- будущее в прошедшем.

Организация дискуссии о недостатках и преимуществах отдельных транспортных средств

Лексические задания.

1. Прочитайте и переведите текст, выполните задания.

Different kind of land transport

What was the reaction of the people after the invention of the steam engine?

In Washington the story is told of the Patent Office who in the early thirties of the last century suggested that the Office be closed because «everything that could possibly be invented had been invented». People experienced a similar feeling after the invention of the steam engine.

But there was a great need for a more efficient engine than the steam engine, for one without a huge boiler, an engine that could quickly be started and stopped. This problem was solved by the invention of the internal combustion engine.

Who introduced the first cheap motor car?

The first practical internal combustion engine was introduced in the form of a gas engine by the German engineer N. Otto in 1876.

Since then motor transport began to spread in Europe very rapidly. But the person who was the first to make it really popular was Henry Ford, an American manufacturer who introduced the first cheap motor car, the famous Ford Model «T».

When did diesel-engine Lorries become general?

The rapid development of the internal combustion engine led to its use in the farm tractors, thereby creating a revolution in agriculture. The use of motor vehicles for carrying heavy loads developed more slowly until the 1930s when diesel-engined Lorries became general.

The motor cycle steadily increased in popularity as engines and tyres became more reliable and roads improved. Motor cycles were found well suited for competition races and sporting events and were also recognized as the cheapest form of fast transport.

When were the trams introduced first?

Buses were started in Paris in 1820. In 1828 they were introduced in London by George Shillibeer, a coach builder who used the French name Omnibus which was obtained from the Latin word meaning «for all». His omnibuses were driven by three horses and had seats for 22 passengers. Then in the 20<sup>th</sup> century reliable petrol engines became available, and by 1912 the new motor buses were fast replacing horse-driven buses.

Trams were introduced in the middle of the 19<sup>th</sup> century. The idea was that, as the rails were smoother than the roads, less effort was needed to pull a tram than a bus. The first trams were horse-drawn but the later trams were almost all driven by electricity. The electric motor driving the tram was usually with electric current from overhead wires. Such wires are also used by trolleybuses, which run on rubber tyres and do not need rails.

Another form of transport used in London, Paris, Berlin, Moscow, St.Petersburg, Kiev and some other crowded cities is the underground railway.

London's first underground railway of the «tube» type was opened in 1863, the Moscow underground in 1935.

What do the longest oil pipe-lines connect?

The pipe-lines, which were in use by the ancient Romans for carrying water supplies to their houses, are now mainly used to transport petroleum. The first pipe-line of this kind was laid in Pennsylvania, the United States, in 1865.

Some of the longest oil pipe-lines connect oil-fields in Iraq and near the Persian Gulf with ports on the Mediterranean coast. A famous Pipe-line Under the Ocean was laid across the English Channel in 1944.

What are the cableways used for?

A form of transport which is quite common in some mountainous parts of the world, especially in Switzerland, is the aerial cableway. Cableways are used at nearly all winter sport centers to pull or carry skiers to the top of the slopes. Cableways are used by many Alpine villages which lie high up the mountain-sides for bringing up their supplies from the valley below.

1.1. Распределите правильно слова, в соответствии с развитием транспорта.

Omnibus, cableway, steam engines, pipe-lines, motor cars, diesel engines

1.2. Найдите в правой колонке русские эквиваленты английских слов и словосочетаний:

Invention of the steam engines	усилие
efficient engine	дизельный двигатель
internal combustion engine	омнибус
motor transport	изобретение парового двигателя
The rapid development	бензин для транспорта
diesel-engine	троллейбусы
Trams	продуктивный двигатель
Omnibuses	связь с нефтяной сферой
horse-driven buses	двигатель внутреннего сгорания
Effort	моторный транспорт
The electric motor	трамваи
trolleybuses	лошадиная сила
pipe-lines	электрический мотто
transport petroleum	трубопровод
connect oil-fields	бензин

1.3. Закончите предложения, выбрав их из текста

1. People experienced a similar feeling after the....
2. The first practical internal combustion engine was introduced in the form of a gas engine by...
3. The use of motor vehicles for carrying heavy loads developed more slowly until...
4. The first trams were horse-drawn but the later trams were...
5. The first pipe-line of this kind was laid...
6. A form of transport which is quite common in some mountainous parts of the world, especially in Switzerland, is...

2. Прочитайте и переведите текст, выполните задания.

#### Means of transport

There are as many means of transport as you can only imagine. They are a bus, a bicycle, a car, a ship, a train, a plane and so on. And today I want to discuss all of them. The most popular means of transport is a car. Nowadays there are so many car producers and brands that a car becomes the most popular and comfortable type of transport. You can travel by car everywhere. The only thing that can stop you is your driving license and the foreign country rules. A dream of many people is to buy a car and for most of them it comes true. Another popular transport is a bus. Not everyone can drive or many people just want to enjoy the view and concentrate on their thoughts while travelling. And the bus allows all these. The cost of travelling by bus is much lower than that of a car. Bicycle is popular among young people. They use it during the warm seasons to travel around the city or the nearby places. It's healthy and affordable for most of people. Train is popular for its low cost and cozy atmosphere. You can make a long travel on the train and don't need to pay a lot for it. Plane is popular for its speed but the cost is quite high. It is thought to be the safest means of transport among all. The most luxurious means of transport is a ship. I mean not those small ordinary ships, but the ones that travel across the oceans with thousands of tourists. They are often called liners. So we just need to pick up the one we like and completely enjoy it.

Фразы: car producers and car brands — производители машин и бренды машин to travel by car — путешествовать на машине a driving license — права (автомобильные) a dream comes true — мечта сбывается to enjoy the view — наслаждаться видом the cost of travelling — стоимость путешествия to be popular among — быть популярным среди travel around the city — путешествовать по городу to be affordable — быть позволительным (в денежном отношении)

don't need to pay a lot — не нужно много платить travel across the oceans — путешествовать через океаны to pick up sth — выбрать что-либо

2.1. Подберите определения к глаголам движения: travel, cycle, walk, sail (2), fly (2)

1. go
2. travel by bike
3. go by boat
4. go by plane
5. go by air
6. go on foot
7. go by

2.2. Сопоставьте слова из 2-х строчек и выпишите их.

(1) ticket, double-decker, traffic (2), means of, car, lorry, pedestrian, go on, go

(2) fumes, jams, driver, transport, foot, bus, price, crossing, lights, by air

2.3. Вставьте слова в пропуски по смыслу: means of transport, speed, roads, miles, petrol

Cars are a common sight on ... today, but that wasn't always true.

Back in the days before the car was invented, the only personal ... were the horse and the bicycle.

The first cars got their power from steam and gas, and had a maximum ... of around nine miles an hour.

In Britain, there was a law stopping cars from going over two miles an hour in towns.

At the end of the nineteenth century, cars started to use ... and became much faster than they had been.

Very few people at that time said that cars would change the world in the future. That is exactly what has happened, though, and since then we have built about eighteen million ... of roads on the Earth.

2.4. Вставьте слова в предложения: roadworks, off, underground, pedestrian, helicopter

1. A \_\_\_\_\_ is an aircraft that uses rotating wings called blades to fly.
2. The \_\_\_\_\_ is a railway system in which electric trains travel mainly below the ground.
3. There are delays on our main motorway because of \_\_\_\_\_.
4. A \_\_\_\_\_ is a person who is walking in a street.
5. Is this Mayakovskaya Street or should I get \_\_\_\_\_ at the next stop?

2.5. Вставьте слова: take off, a motorbike, trips, an accident, carriages, flight, traffic jams, check, passenger, get to

1. It's dangerous to ride \_\_\_\_\_ without a helmet.
2. Some people use cars even for short \_\_\_\_\_.
3. He once waited eighteen hours because of the \_\_\_\_\_.
4. If you keep driving fast, you will have \_\_\_\_\_.
5. A person who travels on public transport is a \_\_\_\_\_.

2.6. Представьте себе, что вы хотите совершить кругосветное путешествие. Вы отправляетесь из родного города в любую точку планеты. Расскажите о своем маршруте (my route) и средствах транспорта (means of transport), которые вы собираетесь использовать.

- I am planning to go to ...
- I am going to (собираюсь) to travel...
- I will ...

3. Прочитайте и переведите текст на русский язык. Выполните задание по тексту.

### Public transport

Despite the fact, that many of the Americans prefer travelling by their own cars, there is a number of options of how to get around the country using public transportation. Travelling within the United States of America one should consider how far he needs to travel, how fast he wants to get there, and how much he is willing to pay.

Domestic flights surely are the fastest solution and sometimes can also be the cheapest if you book your flight in advance. The people manage to get available airfares on the huge market of domestic flights wherever they go. More than 100 airlines serve the USA's network. This country is home to many of the world's largest airports. The busiest ones are in Atlanta, Miami, Chicago, Boston, Dallas and Los Angeles. New York City is serviced by three major international airports: JFK, LaGuardia and Newark. Besides there are international airports in every major city, while regional airports can be found in the country's vast rural areas. The largest carriers of the USA are: Delta, Southwest, United, US Airways, JetBlue and American Airways.

Public transportation to and from airports makes your trip even more convenient. The options for travelling include taxis, airport limousine services, shuttle services, buses to the cities or hotels, subways and light-rail services. All airports are equipped with necessary information centers and directions to assist travellers with ground transportation. Some detailed information is provided online.

Going by train often could be cheaper than flying and much easier to move around during the trip. If one travels far and long, there is an option to buy a ticket to a special carriage and get a bed where he can sleep until arrival at destination.

Buses are not so popular as they once were, but still plenty of bus companies, such as the Greyhound Lines, Coach USA, Megabus, Peter Pan, Tripper and a lot of others offer affordable tickets to their passengers. They carry people between the cities, states and even countries. One can travel from the USA to Canada or Mexico according to his schedule and planned trip. A comfortable bus is a great way to see more of the landscape when travelling from place to place.

The USA is the land of the cars. The network of highways and roads easily brings the traveler anywhere. The long routes never become an obstacle for a driver. A possibility to stay in numerous motels and hotels on the way to the destination or special rest areas with restaurants and stores on the highways make a trip easy and enjoyable.

Travelling by sea is one more option for a traveler as the US's eastern, western and southern coasts are full-length spotted with ports. The biggest sea and river ports call for sea voyages and cruises around the country and the world. Some vessels offer a range of amenities, including restaurants, pools, cabins with balconies and gyms.

Urban and commuter transportation of the USA consists of more than 7,000 public transportation systems: buses, light and commuter rails, subways, trams, streetcars, or some combination of them. Major cities' transport systems offer a 24-hour service and work all night. The larger a city is the more extensive public transportation system it has.

#### 3.1. Найдите в тексте следующие эквиваленты:

Внутренние авиарейсы, самые большие морские и речные порты, городские и пригородные железнодорожные поезда, в соответствии со своим графиком и планом поездки, необходимые информационные центры и указатели, специальный вагон со спальными полками, транспортная система, судно, наземный транспорт, трамвай

#### Грамматические задания.

#### Passive Voice. Упражнения.

Упражнение 1. Переведите на русский язык.

1. Breakfast was cooked by our mother.
2. The new rule was explained to us at the English lesson.

3. The story was written by Chekhov.
4. This sports centre was visited by lots of people.
5. This sports game is often played at P.E. lessons.
6. The ball was thrown over the fence.
7. The boxer was knocked down.
8. I was born in Moscow.
9. They will be trained by a famous coach.
10. I will be sent to the competition.

Упражнение 2. Выберите правильный вариант и переведите на русский язык.

1. The news programme ( *is watched / watched* ) by millions of people every day.
2. The Mona Liza ( *painted / was painted* ) by Leonardo da Vinchi.
3. The new cinema ( *be built / will be built* ) next year.
4. New pop groups ( *are much spoken / is much spoken* ) about among teenagers.
5. Alexander Pushkin's first poem ( *was written / written* ) when he was fourteen.
6. The letters ( *be sent / will be sent* ) by post tomorrow.
7. The translation ( *was finished / were finished* ) two hours ago.
8. London ( *visited / is visited* ) by hundreds of tourists every year.
9. The dinner ( *be / will be* ) ready in an hour (через час).
10. The dogs ( *were taken out/ was taken out* ) three times yesterday.

Task 3 . Put the verbs in brackets into the Present Simple Passive, the Past Simple Passive or the Future Simple Passive.

1. The room \_\_\_\_\_ (clean) yesterday.
2. New houses \_\_\_\_\_ (build) in our city every year.
3. The book of this writer \_\_\_\_\_ (publish) in a month.
4. The trees \_\_\_\_\_ (whitewash) by our pupils every spring.
5. Tea \_\_\_\_\_ (grow) in Ceylon and India.
6. America \_\_\_\_\_ (not/discover) by James Cook. It \_\_\_\_\_ (discover) by Christopher Columbus.
7. Pizza \_\_\_\_\_ (deliver) in half an hour.
8. Thousands of new cars \_\_\_\_\_ (produce) at this plant every year.
9. Ink \_\_\_\_\_ (use) for writing many years ago.
10. Some new technologies \_\_\_\_\_ (introduce) to the industrial companies at the end of the following month.

Task 4. Put the verbs in brackets into Passive or Active form.

1. Nobody (to see) him yesterday.
2. The telegram (to receive) tomorrow.
3. He (to give) me this book next week.
4. The answer to this question can (to find) in the encyclopedia.
5. We (to show) the historical monuments of the capital to the delegation tomorrow.
6. You can (to find) interesting information about the life in the USA in this book.
7. Budapest (to divide) by the Danube into two parts: Buda and Pest.
8. Yuri Dolgoruki (to found) Moscow in 1147.
9. Moscow University (to found) by Lomonosov.
10. We (to call) Zhukovski the father of Russian aviation

#### Future - in - the Past

Exercise 1. Перепишите следующие предложения в прошедшем времени.

1. I am afraid I shall be late.
2. Do you think we shall pick all the apples in three days?
3. He hopes you will often visit him.
4. They expect he will be at home in a few days.
5. Are you afraid we shan't be in time?
6. She promises that she will finish the work in a week.



7. I think Henry will help us.
8. I hope we'll enjoy the show.
9. She expects he'll win the race.

Exercise 2. Раскройте скобки, употребляя глаголы в Future Simple или Future-in-the-Past Simple.

I know we (not to be) late.  
 I knew we (not to be) late.  
 I want to know whether he (to be) at home.  
 I wanted to know whether he (to be) at home.  
 «When you (to be) ready?» he asked.  
 He asked when I (to be) ready.  
 I can't say whether Bob (to do) the work perfectly, but he (to do) his best.  
 He asked me whether he (to see) Olga there.  
 Are you sure that we (to have) time to do that?  
 I was afraid he (to say), «I don't think I (to be) able to come.»  
 I did not know what he (to speak) about.  
 I knew your aunt (to bake) special cookies for all her nieces and nephews.

Exercise 3. Поставьте данные в скобках глаголы в нужную временную форму, соблюдая правило согласования времен.

1. They promised that they (bring) \_\_\_\_\_ us all the necessary books.
2. He did it better than I (expect) \_\_\_\_\_ he would.
3. He said that the tractors (be) \_\_\_\_\_ there soon.
4. I think it all happened soon after the meeting (end) \_\_\_\_\_.
5. He said that he (can) \_\_\_\_\_ not do it without my help.
6. The astronomer told us that the Moon (be) \_\_\_\_\_ 240,000 miles from the Earth.
7. We asked the delegates whether they ever (see) \_\_\_\_\_ such a demonstration.
8. It was decided that we (start) \_\_\_\_\_ our work at four o'clock.
9. I told you that I (leave) \_\_\_\_\_ town on the following day.
10. I did not know that you already (receive) \_\_\_\_\_ the letter.
11. The boy did not know that water (boil) \_\_\_\_\_ at 100 degrees.
12. He wanted to know what (become) \_\_\_\_\_ of the books.
13. I was told that the secretary just (go out) \_\_\_\_\_ and (to come back) \_\_\_\_\_ in half an hour.
14. We were afraid that she not (be able) \_\_\_\_\_ to finish her work in time and therefore (offer) \_\_\_\_\_ to help her.

15. He said we (may) \_\_\_\_\_ keep the book as long as we (like) \_\_\_\_\_.
16. When I called at his house, they (tell) \_\_\_\_\_ me that he (leave) \_\_\_\_\_ an hour before.
17. It (be) \_\_\_\_\_ soon clear to the teacher that the new pupil (cause) \_\_\_\_\_ much trouble.
18. I was thinking what a pleasure it (be) \_\_\_\_\_ to see my old friend again; I not (see) \_\_\_\_\_ him since my school days.
19. I have not yet told them that I (get) \_\_\_\_\_ them those books in the nearest future.

Комплект оценочных заданий № 8 по Теме 8 Основные компоненты и механизмы автомобиля (Аудиторная самостоятельная работа).

Название:

Лексический материал по теме.

Грамматический материал:

- согласование времен;

- прямая и косвенная речь

Составление таблицы «Основные компоненты и механизмы автомобиля»

Лексические упражнения

### Components of Automobile

Basically, the automobile consist of three parts: the power plants, or the engine, the chassis and body. To these may be added the accessories: the heater, lighter, radio, speedometer and other devices. The power plant or engine is the source of power that makes the wheels rotate and the car move. It includes electric, fuel, cooling and lubricating systems. Most automobile engines have six or eight cylinders.

The chassis consists of a power train, frame with axles, wheels and springs. The chassis includes brakes and steering system.

The power train carries the power from the engine to the car wheels and contains the clutch, gearbox, propeller or cardan shaft, differential and the final drive. The clutch is a friction device connecting (or disconnecting) the engine crankshaft to the gears in the gearbox. It is used for freeing the gearbox from the engine and is controlled by the clutch pedal. Brakes are important mechanisms of the car. They are used to slow or to stop the car. Most braking systems in use today are hydraulic. They are operated by the brake pedal. When the driver pushes down on the brake pedal, they are applied and the car stops.

Задания:

1. Переведите на русский язык встречающиеся в тексте интернациональные слова: Automobile, chassis, speedometer, electric, system, cylinder, cardan, control, hydraulic, pedal, accessories, differential

2. Подберите соответствующие ответы на вопросы и напишите их в той последовательности, в которой заданы вопросы.

### Вопросы

1. What are the main basic parts of the automobile?
2. What does the chassis consist of?
3. What units does the power train contain?
4. What is the function of the clutch?
5. Why are brakes needed?

## ОТВЕТЫ

1. The clutch, gearbox, cardan shaft and the final drive
2. Freeing the engine from the gearbox
3. The power plant, the chassis and the body
4. A power train, frame with axles, wheels and springs
5. To slow or stop the car

Закончите предложения, выбрав соответствующий вариант окончания:

The mechanism used for stopping the car is...

1. clutch
2. gearbox
3. brakes

The mechanism used for changing the speed is...

- a) clutch
- b) gearbox
- c) brakes

The mechanism used for connecting the engine from the gearbox is...

1. brakes
2. clutch
3. steering system

The unit carrying the power from the engine to the car wheels is...

1. power plant
2. power train
3. chassis

The instrument measuring the speed of the car is...

1. heater
2. lights
3. speedometer

### Internal-combustion Engines

Internal-Combustion engines are very important components of Automobile. It have the following advantages: small specific weight (weight-to-power ratio), quick start, a relatively high fuel economy (high efficiency), small quantity of water required (only for cooling), and even this not in all engines, speeds, adjustment over a certain range.

On the other hand, international-combustion engines cannot be reversed directly or endure high overloads, and as a result when selecting an engine the required power should be determined from the highest load duty; they also cannot be started under load, which calls for the use of clutches. An international-Combustion engine should be provided with a gear box (transmission) to change the torque, since the torque developed by the engine at various crankshaft speeds changes insignificantly.

Internal-Combustion engines utilize for their operation the thermodynamic processes which occur in the clutches during fuel combustion.

In *carburetor* engines the combustible mixture is prepared outside the engine cylinders in a carburetor and is then delivered by the cylinders. The mixture is ignited by an electric spark generated by a special source of current.

In *diesel* engines the combustible mixture is formed inside the cylinders as the fuel is being injected through a nozzle. The fuel is injected at the moment when the cylinder contains strongly compressed and therefore heated air, which causes the mixture to self-ignite. For this reason diesel engines are frequently called compression ignition engines.

A *gas turbine* is a rotary engine which transforms the kinetic energy of gas produced by fuel burned in a combustion chamber into mechanical work. Gas turbine units consist of a compressor, fuel pump, combustion chamber with nozzle, and a gas turbine. So far the high temperature of the gas has prevented gas turbines from being used widely on automotive vehicle.

Задания:

1. Переведите на русский язык следующие слова и словосочетания

Internal-Combustion engines, advantages, weight-to-power ratio, fuel economy, adjustment, endure high overloads, the highest load, clutches, gear box (transmission), the torque, the thermodynamic processes, carburetor and diesel types, combustible mixture, source of current, injected, compression ignition engines, gas turbine, fuel pump.

2. Закончите предложения, выбрав соответствующий вариант окончания

1. Combustion engine should be provided with

- a) clutch
- b) gearbox
- c) springs

2. Internal-Combustion engines utilize for their operation...

- a) the thermodynamic processes
- b) with steering system

3. In carburetor engines the combustible mixture is prepared...

- a) outside the engine cylinders
- b) inside the engine cylinders

A gas turbine is a rotary engine which transforms...

- 1. mechanical work.
- 2. kinetic energy

3. Ответьте на вопросы по тексту

- 1. What are the advantages have the Internal-Combustion engines?
- 2. What energy does engine transform in gas turbine?
- 3. What is the Internal – Combustion engine?

### Diesel Engine

If you know something about ordinary gasoline engines, such as those in automobiles, you know have noticed that diesel engines in many respects, work in the same way.

Both types of engines are internal combustion engines, that is, they burn the fuel inside their cylinders Most gasoline engines and many diesel engines work on the four-stroke cycle, that is, the piston makes a suction stroke, a compression stroke, a power stroke and an exhaust stroke.

What are the main differences between diesel engines and gasoline engines?

- 1. A diesel engine has no ignition system- It has no spark plug fed with high-tension electricity from a distributor, spark-coil, timer, and battery.

2. A diesel engine draws into its cylinder air alone, and it compresses this air on its compressions stroke before any fuel enters the cylinder

3. Diesel engines use greater compression than gasoline engines. The compression in a diesel engine is not limited by the possibility of pre-ignition because a diesel engine compresses air only. Therefore, diesel engines use compression ratios of about 16 to 1, and so achieve greater efficiency in the use of fuel.

Why are diesel engines used so much? Not merely because they can produce power – there are many other ways of producing power.

Advantages of Diesel Engines.

1. Small Consumption of Fuel
2. Cheap fuel
3. Economy at Light Loads
4. Greater Safety
5. Economy in small Sizes
6. Independence of Water Supply
7. Quick Starting

Задания:

19. Переведите слова и словосочетания на русский язык:  
gasoline engines, internal combustion engines, diesel engines, four-stroke cycle, the piston, suction stroke, a compression stroke, a power stroke and an exhaust stroke, spark plug fed, distributor, spark-coil, timer, and battery, pre-ignition, water supply

Заполните таблицу

«The main differences between diesel engines and gasoline engines»

DIESEL ENGINE

GASOLINE ENGINE

- 1.
- 1.
- 2.
- 2.
- 3.
- 3.

3. Закончите предложения, выбрав их из текста:

1. Most gasoline engines and many diesel engines work on the...
2. A diesel engine draws into its cylinder air alone, and it compresses this air on its...
20. Diesel engines use ..... than gasoline engines
4. Therefore, diesel engines use compression ratios of about...

Four-Stroke Engine and Two-Stroke Engine

(DISEGN OF INTERNAL-COMBUSTION ENGINES)

The majority of present-day internal-combustion engines operate on the four-cycle principle. According to the processes occurring in the cylinder, each of the four strokes is named as follows:

- 1 stroke – admission
- 2 stroke – compression
- 3 stroke – power stroke
- 4 strokes- - exhaust

Admission Stroke. The intake valve is open, the piston moves from TDC to BDC. A rarefaction is built up in the cylinder end above the piston which in different engines. In

view of the difference in pressure in the cylinder and carburetor, the combustion mixture flows from the carburetor into the cylinder.

**Compression Stroke.** At the end of the admission stroke both valves are shut off. As the crankshaft continues to rotate it drives the piston from BDC to TDC. The temperature of the mixture at the end of the compression stroke reaches about 300c.

**Power Stroke.** At the end of the upward stroke of the piston the compressed mixture is ignited by an electric spark. Both valves are closed

**Exhaust Stroke.** The exhaust valve is open, the piston moves from BDC to TDC and ejects the used gases from the cylinder. At the end of the exhaust stroke, the temperature of the gases drops to 700-800c.

In a two – stroke engine all the four processes comprising the working cycle are completed during two stroke of the piston, during one revolution of the crankshaft. This offers the following advantages:

- 1 with the same basic dimensions, a two – stroke engine should develop theoretically twice the power of a four – stroke engine
- 2 the engine operates more smoothly since the power strokes occur twice as frequently.

Задания:

21. Переведите слова и словосочетания на русский язык:  
internal-combustion engines, four-cycle principle, cylinder, admission Stroke, intake valve, pressure in the cylinder, combustion mixture, Compression Stroke, Power Stroke, Exhaust Stroke, a two – stroke engine, smoothly.

A) Распределите правильно и переведите:

- 1 stroke – power stroke
- 2 stroke – admission
- 3 stroke- - exhaust
- 4 stroke – compression

22. Закончите предложения, выбрав их из текста

1. The majority of present-day internal-combustion engines operate on the...
2. The intake valve is open, the piston moves from...
3. As the crankshaft continues to rotate it drives the piston...
4. At the end of the exhaust stroke, the temperature of the gases...
5. In a two – stroke engine all the four processes comprising the working cycle are completed during two stroke of the piston...

### Fuel System

The fuel System is designed to store liquid gasoline and to deliver it to the engine cylinders on the intake stroke in the form of vapor mixed with air. The fuel system must vary the proportions of air and gasoline vapor to meet the requirements of the various operating conditions. Thus for initial starting with a cold engine a very rich mixture of about 9 pounds of air to 1 pound of gasoline is needed. After the engine has warmed up, it will run satisfactorily on a leaner mixture of about 15 pounds of air for each pound of gasoline. For ensuring acceleration and full load or high speed operation, the mixture must again be enriched.

The fuel system consist of a tank in which the liquid gasoline is stored, a fuel line, or tube, through which the gasoline can be brought from the tank to the engine, a pump, which pulls the gasoline through the fuel line, and a carburetor, which mixes the gasoline with air. The carburetor is designed to mix each pound of gasoline with 9 to 15 pounds of air under various operating conditions. The richer mixtures of about 9 pound of air per pound of gasoline are for

starting, initial warm-up, and acceleration, while the leaner mixtures of about 15 pounds of air per pound of gasoline are for normal over-the road operation.

Задания:

1. Переведите на русский язык следующие слова и словосочетания:

The fuel System, store liquid gasoline, engine cylinders, vapor mixed, initial starting, acceleration, or tube, pulls the gasoline, the carburetor is designed

2. Переведите письменно текст

3. Переведите на русский язык встречающиеся в тексте интернациональные слова:

Design system, carburetor, normal.

23. Закончите предложения, выбрав их из текста

1. The fuel System is designed...

2. After the engine has warmed up, it will run satisfactorily on a leaner mixture of about...

3. The fuel system consists of a tank in which...

4. The carburetor is designed to mix each pound of gasoline

### Cooling system

Then an internal-combustion engine operates, the parts coming in contact with hot gases are strongly heated. If the temperature of the pistons, cylinder heads, valves and cylinders becomes too high, undesirable effects appear such as deterioration of cylinder filling, power reduction ignition of fuel. Very often the oil burns out and loses its lubricating properties.

If the engine is excessively cooled, the portion of heat that goes for useful work diminishes and the power of the engine drops.

The cooling system consists of the aggregate of all the devices ensuring the required thermal duty of the engine.

A water cooling system operates in the following manner: the water present between the cylinder walls and the cylinder heads cools the heated inner walls and become heated itself in the process. It often flows to the radiator, where it is cooled down by air. The cooled water is again redirected to the engine water jacket.

Forced cooling, when the water is circulated by a pump, is most common in modern engines. Cooling systems may be open or closed. In the first case, the volume of the system is not closed tightly. In the second case the plug of the cooler is provided with a two-way steam-air valve, which is opened by an excess pressure of steam in the system and also when the pressure in the cooler drops below atmospheric by 0.05-0.02 kg/cm<sup>2</sup>.

To enable the engine to operate normally, the temperature of the cooling water should be maintained at 80-90 irrespective of the load and the temperature of the environment. For this purpose and also to speed up the warming of the engine in starting, provision is made for adjusting the cooling rate which can be varied by changing the volume of the air stream passing through the cooler and also by changing the rate of water circulation.

In addition to water cooling, modern international-combustion engines, especially low-power types, often air-cool the ribbed cylinder surfaces with the aid of fans.

Задания:

24. Переведите на русский язык следующие слова и словосочетания

internal-combustion engine, the pistons, undesirable effects, lubricating properties, diminishes and the power of the engine drops, ensuring, the heated inner walls, the plug, a two-way steam-air valve, the cooler drops, circulation, low-power types, cooling system.

25. Переведите следующий абзац

To enable the engine to operate normally, the temperature of the cooling water should be maintained at 80-90 irrespective of the load and the temperature of the environment. For this purpose and also to speed up the warming of the engine in starting, provision is made for adjusting the cooling rate which can be varied by changing the volume of the air stream passing through the cooler and also by changing the rate of water circulation.

3. Закончите предложения, выбрав их из текста

- 1) The cooling system consists of the aggregate of all the devices...
- 2) Cooling systems may be open or closed. In the first case, the volume of the system is...
- 3) Cooling systems may be open or closed. In the first case, the volume of the system is...
- 4) To enable the engine to operate normally, the temperature of the cooling water should be...
- 5) In addition to water cooling, modern international-combustion engines, especially...

### Lubricating System

Lubricants may be supplied to rubbing surfaces by splashing, by gravity or under pressure. Modern engines generally have lubrication systems in which all the three methods are simultaneously employed.

The lubrication systems of various engines and how they work differ but little at present. Pressure is used to lubricate main and crankpin bearings of crankshafts, piston pins, crankshaft bushes, timing gears and valve rocker arms. The rest of the parts are splash lubricated.

Gear oil pump delivers oil through channel and oil line to coarse-mesh filter. After passing through the coarse-mesh filter the oil passes under the cap of fine-mesh filter. With the engine warmed up, the oil flows farther along oil line to oil cooler mounted in front of the water cooler. The cooled oil returns to the filter unit and then to central main.

Oil pumps employed in engines can be subdivided into three types – gear, rotary and plunger. Gear pumps are the simplest and most reliable in operation and are therefore the most widespread. They are mounted on all modern Soviet engines.

Filters remove the products of wear, particles of carbon, resin and dust and other mechanical impurities from the lubricant. Three types of filters – gauze, coarse-mesh and fine-mesh – are installed in modern engines.

Oil coolers are used in many automotive engines. They are mounted outside as a rule, near the water cooler, and serviced by a common fan. In this case the design of the oil and water coolers is almost identical.

Control instruments indicate the condition of oil in the system.

Задания:

1. Переведите слова и словосочетания на русский язык:

Lubricants, splashing, gravity, pressure, lubrication systems, piston pins, timing gears, valve rocker, Gear oil pump, coarse-mesh filter, plunger, widespread, fine-mesh, carbon, condition

Закончите предложения, выбрав их из текста

1. Modern engines generally have ....
2. Gear oil pump delivers oil through channel and oil line to...
3. Oil pumps employed in engines can be subdivided into three types...
4. Oil coolers are used in...

### Transmission

#### GENERAL-PURPOSE MECHANISM

A large number of machines differing in purpose, principle and design are provided with mechanisms which perform similar functions. Among such mechanisms are transmissions, which



are combinations of parts for conveying energy from the prime mover to the operating members. Transmissions can be classified as follows:

a) by the mode of energy transmission: mechanical, electric, hydraulic, pneumatic and combination types

b) by the mode of energy distribution: to one, two or several operating members

c) by operating conditions: continuous or intermittent

In electric, hydraulic or pneumatic transmissions the mechanical energy obtained from the prime mover should be converted by a generator unit into the kind of energy employed in the given transmission.

Direct current for the mechanism servicing engines is produced by a generator unit consisting of an electric current generator rotated by a diesel or by an a-c electric motor powered from the mains.

Direct current gives much better possibilities for adjusting the speed and changing the torque of the engine when the machine operates under variable load.

Задания:

1. Переведите слова и словосочетания на русский язык:

Functions, transmissions, mechanical, electric, hydraulic, pneumatic and combination types, energy distribution, continuous or intermittent, prime mover, rotated, adjusting, torque, under variable load.

26. Закончите предложения, выбрав их из текста

1. Among such mechanisms are...

2. By the mode of energy transmission...

3. In electric, hydraulic or pneumatic transmissions the mechanical energy obtained from the...

4. Direct current gives much better possibilities for adjusting the speed and changing the torque...

27. Переведите на русский язык встречающиеся в тексте интернациональные слова:

Mechanism, transmissions, classified, mechanical, electric, hydraulic, pneumatic and combination types, energy, a generator, diesel,

Грамматические упражнения.

1. Преобразуйте предложения в косвенную речь.

1. «We are going to have dinner», my mother said to me.

2. «She has made great progress in her English», her teacher said.

3. «I will be glad to help you, don't mind», Joe said to Polly.

4. «We are playing a boring game», his children said.

5. Robert said: «Nobody has mentioned about it».

6. «I can't stay here», he said.

7. «As soon as you see him, give him my telephone number», Henry said to me.

8. «I'll just step out the door for a minute», Julia said.

9. «Be a good boy and be careful», his father said.

10. «If I go back my parents will not let me go out», the boy said to his friends.

11. «I think you don't know anything about it», Victor said.

12. «They have been discussing this question for two hours», said the secretary.

13. «I am all right. I feel better now», the patient said.

14. «If it is possible I will return in time», he said.

15. Her sister said to me: «She is still doing her homework».

28. Раскройте скобки, выбирая нужную форму глагола.

29. She realized that nobody (will come/would come).

30. We understood that she (sees/saw) nothing.
31. He said he (will arrive/would arrive) in some days.
32. My mother was sure I already (have come/had come).
33. I didn't know they (are/were) in the room.
34. We supposed the rain (will stop/would stop) in some hours.
35. He said he never (has been/had been) to London.
36. We wanted to know who (is singing/was singing) in the next room.
37. I always thought he (is/was) a brave man.
38. When I saw him, he (is working/was working).
39. We know she always (comes/came) in time.
40. They thought he (will have finished/would have finished) his work by the evening.
13. She said she (has/had) a terrible headache.
14. We supposed they (will send/would send) us the documents.
41. He said he (has not seen/had not seen) us for ages.
42. Раскройте скобки, употребляя глагол в нужном времени.
43. Her brother said he never (to see) that film before.
44. He came home and listened: his son (to play) the piano.
45. They didn't worry too much because they (to lock) the door.
46. I asked her when she (to give) me that book to read.
47. We wanted to know if they (to enjoy) the meal.
48. She supposed she (to like) the hotel.
49. I am afraid they (not to come) yet.
50. He wanted to know if the station (to be) far away.
51. Eric doesn't know who (to phone) him at five o'clock.
52. He admitted he (not to be) here for weeks.
53. She was sorry she (to arrive) so late.

54. Jean promised she never (to speak) to me again.
13. Andy said he just (to buy) a new car.
14. My mother decided that she never (to drink) coffee late at night.
55. I hear you already (to find) a new job.
56. We were sure our children (to sleep).
57. I didn't think they still (to discuss) that problem.
58. It is remarkable that you (to come) at last.
59. My doctor thinks I (to be) allergic to pineapples.
60. Sophia knew her aunt (to be) glad to visit her in two days.
61. Переведите на английский язык, используя правило согласования времен, где необходимо. Обратите внимание на видовременную форму глагола главного предложения.
62. Я думал, что она болеет.
63. Мы надеялись, что он придет вовремя.
64. Я не знал, что его сестра учит английский язык.
65. Он уверен, что закончит работу до вечера.
66. Она сказала, что не хочет идти на прогулку.
67. Мы хотели знать, когда она пришла.
68. Мой друг говорит, что уже прочитал эту статью.
69. Я не знал, что он занят и не может мне помочь.
70. Никто не хотел верить, что он сказал правду.
71. Она надеется, что я не буду работать целый день в воскресенье.
72. Мы увидели, что дети играют в футбол.
73. Он сказал, что его мама доктор.
74. Используйте предложения как придаточные дополнительные. В роли главных предложений используйте предложения, данные в скобках. Выполните задания в соответствии с правилом согласования времен.
75. They are working in the garden. (We were sure).

76. I have never been to Paris. (I told).
77. They have been waiting for him for ten minutes. (He didn't know).
78. Tim hasn't written for them for ages. (She knew).
79. Kath will not see us. (My mother wrote).
80. He is going to the park. (He told me).
81. They are skating. (I supposed).
82. Somebody has stolen his purse. (He did not notice).
83. Sophie is a very clever girl. (Everybody knew).
84. He doesn't agree. (He told).
85. She hasn't done her homework. (She said).
86. I don't like going to parties. (I told them).
13. She doesn't know how much the dress cost. (Mary told me).
14. We will come again next year. (We wrote them).
87. I am washing the car. (I told him).
88. He has already seen this play. (He didn't tell us).
89. She is not feeling very well. (She told the doctor).
90. He is translating the article. (I saw).
91. She will talk to Susan. (She promised).
92. He can not swim. (I didn't suppose).
93. Переведите на английский язык, используя правило согласования времен.
94. Она сказала, что будет рада увидеть нас вновь.
95. Он сказал, что знает, как я себя чувствую.
96. Я сказал, что он только что вернулся из командировки.
97. Мы не заметили, как дети вышли из комнаты.
98. Она пообещала, что пришлет нам письмо.
99. Он не хотел верить, что они не понимают его.

100. Он не сказал, что не любит ходить в театр.
101. Мы надеялись, что он уже вернулся домой.
102. Она сказала, что живет в Саранске уже двадцать лет.
103. Мой брат сказал, что не согласен со мной.
104. Мы хотели знать, где он и что он делает в это время.
105. Все знали, что она поедет в командировку, но не знали, когда она вернется.
13. Я не мог понять, почему он не пришел. Я подумал, что он болен.
14. Мама сказала, что она вернется до семи вечера.
106. Никто из учеников не знал, что он такой сильный.
107. Он сказал, что занят, что он работает над докладом.
108. Моя сестра сказала, что никогда не встречала эту женщину раньше и ничего не слышала о ней.
109. Мы были очень рады, что они не заблудились в незнакомом городе и пришли вовремя.
110. Все думали, что лекция начнется в десять.
111. Мы не надеялись, что увидим его снова.

Комплект оценочных заданий № 9 по Теме 9 Инструменты и меры безопасности при проведении ремонтных работ на автомобильном транспорте (Аудиторная самостоятельная работа).

Название:

Лексический материал по теме.

Грамматический материал:

- особенности употребления форм сослагательного наклонения;

- повелительное наклонение

Работа с таблицей «Подготовка инструментов к работе»

Лексические задания.

#### Instruments

Основные инструменты на английском языке

Hammer – молоток

Mallet – отбойный молоток

Ax – топор

Saw / handsaw – ручная пила

Hacksaw – ножовка

Level – уровень

Screwdriver – отвертка

Phillips screwdriver – крестообразная отвертка

Wrench – гаечный ключ

Monkey wrench – разводной ключ  
 Chisel – долото, резец  
 Pliers – плоскогубцы  
 Hatchet – топорик  
 Scraper – скребок  
 Electric drill – дрель  
 Tool box – ящик для инструментов  
 Paint thinner – растворитель для краски  
 Chain saw – бензопила  
 Anvil – наковальня  
 Sandpaper – наждачная бумага  
 Wire – провод  
 Nail – гвоздь  
 Bolt – болт  
 Screw – винт  
 Washer – шайба  
 Nut – гайка  
 Soldering iron – паяльник  
 Circular saw – циркулярная пила  
 Workbench – верстак  
 Sharpening stone – абразивный брусок  
 Plane – рубанок  
 Vise / clamp – тиски  
 Bradawl – шило  
 Coping saw – лобзик  
 Step ladder – стремянка  
 Flashlight — карманный фонарик  
 Fuse — предохранитель  
 Jack — домкрат  
 Pliers — клещи  
 Spare part — запчасть  
 Spark plug / sparking plug — свеча зажигания  
 Tool — инструмент  
 Wrench — гаечный ключ

Exercise 3. Explain the function of the tools (b) the way it is shown in the example. Use the expressions below (a).

Example: Pincers are for pulling out nails.

a) grip things / cut metal pipes / tighten and loosen nuts / cut wooden planks / tighten and loosen screws / drive in nails / drill holes / pull out nails / cut holes in wood

b) pincers (клещи) hacksaw (ножовка)  
 handsaw (пила) hammer (молоток)  
 spanner (гаечный ключ) screwdriver (отвертка)  
 drill (сверло) pliers (плоскогубцы)  
 chisel (резец, долото)

#### Service station equipment

Exercise 1. Read about some features of exhaust gas analysers (Eco Gas – 4) and find the English equivalents to:

выхлопной газ; портативный; проверка утечки

- exhaust gas analyser is capable of measuring CO, HC, CO<sub>2</sub>, O<sub>2</sub>
- serial (последовательный) port for PC interface

- portable, compact and light weight design
- suitable for “Road Tests”
- electronic leak check facility

Exercise 2. Say whether the following sentences are True or False.

1. Exhaust gas analyser Eco Gas – 4 is capable of measuring CO, HC, CO<sub>2</sub>, O<sub>2</sub>.
2. Eco Gas is not suitable for “Road Tests”.
3. Eco Gas – 4 is capable of checking the tyre pressure.
4. Eco Gas – 4 is light and portable.

Exercise 3. Match a–h with 1–7 and give the characteristics of the auto car wash.

Example: This auto car wash is easy to use and maintain.

- |   |  |
|---|--|
| a) auto car wash<br>и обслуживании            | 1) простое в использовании                   |
| b) choice of 11 wash programmes               | 2) переменная частота                        |
| c) variable frequency<br>из нержавеющей стали | 3) трубы и наконечники                       |
| d) vertical brush motion                      | 4) выбор 11 программ мытья                   |
| e) stainless steel pipes and nozzles          | 5) быстрая установка                         |
| f) painted with anti-corrosion paint          | 6) движение щёток в вертикальном направлении |
| g) easy to use and maintain<br>покрытием      | 7) покрыто антикоррозийным                   |
| h) quick installation                         | 8) автомойка                                 |

Exercise 4. Fill in the gaps with the following words to make up the words and word combinations corresponding to those in Russian:

hydraulic, equipment, door, wrench, rollover

test ... for wheel and steering alignment - проверочное оборудование для регулировки схода-развала колес и рулевого управления

adjustable arm of ... lift - регулируемый рычаг гидравлического подъемника

impact spanner/ impact ... - ударный гаечный ключ

... straightener - приспособление для правки двери

... stand - поворотный ремонтный стенд

Exercise 5. Match 1–10 with a–i.

- |                        |                                |
|------------------------|--------------------------------|
| a) power screwdriver   | 1) гидравлический подъемник    |
| b) hydraulic lift      | 2) инструменты                 |
| c) tyre pressure gauge | 3) рихтовочный молоток         |
| d) tools               | 4) электроотвертка             |
| e) body hammer         | 5) крюк для подъема двигателя  |
| f) engine lifting hook | 6) шланг для мойки автомобилей |
| g) car wash hose       | 7) ремонтный бокс              |
| h) repair shop         | 8) измеритель давления в шинах |
| i) oil can             | 9) масленка                    |

Exercise 6. Read the dialogue and find the English equivalents to the words and word combinations in Russian below.

Не в порядке; не работает, как положено; запускаться в холодном состоянии; работает с шумами; развивать полные обороты; давно пора;

отрегулировать клапаны; чрезмерный зазор; поломка; заменить масло.

- What can I do for you?
- My car seems to be out of order.
- What is wrong?
- The engine doesn't work properly. It doesn't start cold and runs noisily.
- Any other problems?
- Well, the engine develops no full rate (полные обороты).
- Let's get the car into the repair shop.
- (After examining the car). The engine will have to be repaired.
- What is the problem?
- I think it's high time to adjust valves (клапаны). There is also the excessive clearance (зазор) between the piston (поршень) and the cylinder.
- I couldn't trace (обнаружить) this fault by myself.
- It's necessary to change the motor oil in the engine. Let's also measure CO2 and the tyre pressure.
- Yes, please.
- Well, it really needs being seen to.
- No doubt. By the way, it needs washing badly.

Exercise 7. Look through the dialogue from exercise 6 again and say what equipment and tools could be used by the auto mechanic to diagnose the car.

Exercise 8. Role-play the dialogue from exercise 6.

Грамматические задания.

Упражнение 1. Раскрывая скобки, напишите каждое предложение три раза, образуя условные предложения I, II и III типов.

• E.g. If you (to be) free, I (to come) to see you. If you are free, I shall come to see you. If you were free, I should come to see you. If you had been free, I should have come to see you. If I (to see) her, I (to be) glad. If I see her, I shall be glad. If I saw her, I should be glad. If I had seen her, I should have been glad.

1 If you (to be) busy, I (to leave) you alone. 2 If my friend (to come) to see me, I (to be) very glad. 3 If mother (to buy) a cake, we (to have) a very nice tea party. 4 If we (to receive) a telegram from him, we (not to worry). 5 If you (not to work) systematically, you (to fail) the exam. 6 If I (to live) in Moscow, I (to visit) the Tretyakov Gallery every year. 7 If I (to get) a ticket, I (to go) to the Philharmonic. 8 If I (to live) near a wood, I (to gather) a lot of mushrooms. 9 If my father (to return) early, we (to watch) TV together. 10 If she (to know) English, she (to try) to enter the university.

Упражнение 2. Перепишите каждое из следующих предложений дважды, образуя предложения нереального условия:

a) относящиеся к настоящему или будущему (II тип); b) относящиеся к прошедшему (III тип).  
 1 If I am not too busy, I shall go to the concert. 2 They will all be surprised if I make such a mistake. 3 If he doesn't come in time, shall we have to wait for him? 4 If no one comes to help, we shall be obliged to do the work ourselves. 5 If you put on your glasses, you will see better. 6 What shall we do if they are late? 7 Will you be very angry if we don't come? 8 Will he be very displeased if I don't ring him up?

Упражнение 3. Раскройте скобки, употребляя глаголы в требующейся форме.

1 If he were not such an outstanding actor, he (not to have) so many admirers. 2 If you (to give) me your address, I shall write you a letter. 3 If she (not to be) so absent-minded, she would be a much better student. 4 If my sister does not go to the south, we (to spend) the summer in St. Petersburg



together. 5 If they (not to go) to Moscow last year, they would not have heard that famous musician. 6 If you (not to get) tickets for the Philharmonic, we shall stay at home. 7 If you were not so careless about your health, you (to consult) the doctor. 8 I should be delighted if I (to have) such a beautiful fur coat. 9 If it (to rain), we shall have to stay at home. 10 If he (to work) hard, he would have achieved great progress. 11 If it is not too cold, I (not to put) on my coat. 12 I (to write) the composition long ago if you had not disturbed me. 13 If he (not to read) so much, he would not be so clever. 14 If my friend (to be) at home, he will tell us what to do.

Упражнение 4. Раскройте скобки, употребляя глаголы в требующейся форме.

1 If you (not to buy) coffee, we shall drink tea. 2 If he is free tomorrow, he certainly (to come) to our party. 3 My brother would not have missed so many lessons if he (not to hurt) his leg. 4 If my friend (to work) in my office, we should meet every day. 5 If you spoke English every day, you (to improve) your language skills. 6 If you get a "five", your mother (to be) happy. 7 If she (to return) earlier, she would have been able to see him before he left. 8 If these shoes were not too big for me, I (to buy) them. 9 If you (to ring) me up, I shall tell you a secret. 10 If you (to be) a poet, you would write beautiful poetry. 11 If he did not read so much, he (not to know) English literature so well. 12 If he (to come) to our house yesterday, he would have met his friend. 13 If he (not to pass) his exam, he will not get a scholarship. 14 If she (not to help) me, I should have been in a very difficult situation. 15 My father would have more free time if he (not to read) so many newspapers. 16 If only you had let me know, I (to go) there immediately. 17 If I were a famous singer, I (to get) a lot of flowers every day.

Упражнение 5. Раскройте скобки, употребляя требующуюся форму сослагательного наклонения после "I wish".

1 I wish I (to have) a season ticket to the Philharmonic next winter. 2 I wish I (to consult) the teacher when I first felt that mathematics was too difficult for me. 3 I love sunny weather. I wish it (to be) warm and fine all the year round. 4 I wish I (not to lend) Nick my watch: he has broken it. 5 I wish you (to send) word as soon as you arrive. 6 I wish I (not to have) to do my homework every day. 7 I wish you (to go) skiing with me yesterday: I had such a good time! 8 I wish I (to know) Spanish. 9 I wish I (not to drink) so much coffee in the evening: I could not sleep half the night. 10 I wish you (to read) more in future. 11 I wish I never (to suggest) this idea. 12 I wish I (to be) at yesterday's party: it must have been very merry. 13 I wish we (to meet) again next summer.

Упражнение 6. Complete the sentences. Here we have only real conditions.

If you want to be always healthy ... .

You will have to consult the doctor if ... .

If you have a running nose ... .

You will escape the complications after a disease if ... .

The doctor will surely write you a prescription if ... .

The doctor will pull out your tooth if ... .

Her headache won't stop if ... .

You will be coughing and sneezing constantly if ... .

She won't be able to continue her career if ... .

If you don't cure your throat ...

If you don't take any preventive measures ... .

Упражнение 7.

1. Если у меня будет время, то я приду сегодня.

a) will have b) have c) would come d) will come

2. Если бы у меня было время, я пришел бы сегодня (мечтатель).

a) had b) had had c) would come d) would have come.

3. Если бы у меня было время, я пришел бы вчера (поезд ушел).

a) had b) had had c) would come d) would have come.

4. Если бы я знал английский язык, то перевел бы текст сам (мечтатель).

a) knew b) has know c) would translate d) would have translated.

5. Если бы я тогда знал английский язык, то перевел бы текст сам (поезд ушел).

a) knew b) had known c) would translate d) would have translated.

6) Если бы он жил в большом городе, то не пропускал бы выставок живописи (мечтатель).

a) live b) lived c) wouldn't miss d) wouldn't have missed.

7) Если я поеду в Вашингтон, то посетю Капитолий.

a) will go, b) go c) visit, d) will visit

8) Если бы я была в Вашингтоне, то посетила бы Капитолий (мечтатель).

a) were b) was c) will visit d) would visit

9) Если бы у меня было свободное время сегодня или завтра, я сделала бы эту работу сама (мечтатель).

a) have b) had c) would have done d) would do

Повелительное наклонение.

Упражнение 1. Переведите предложения и поставьте глагол в правильную форму

1. Сделайте мне одолжение, откройте окно.

me a favor, and the window. (to do – сделать; favor – одолжение; to open – открыть; window – окно)

2. Говорите медленнее, пожалуйста.

more slowly, please. (to speak – говорить; more slowly – медленнее; please – пожалуйста)

3. Да просыпайся же ты, не будь таким ленивым!

so lazy. (to wake up – просыпаться; to be – быть; so – такой, настолько; lazy – ленивый)

4. Не разрешайте ему курить здесь.

him here. (to let – разрешать, позволять; to smoke – курить; here – здесь)

5. Никогда не забывай о своих друзьях.

Never, about your friends. (never – никогда; to forget – забывать; about – о; friends – друзья)

Упражнение 2. Составьте предложения из предложенных слов

- Pass, please, the, me, salt
- Switch off, the, a book, and read, TV
- English, speak, please, in class
- To ask, put, your hand up, a, question
- Sweets, don't, at school, eat

Упражнение 3. Выразите просьбу по модели: John, shut the door, please.

1) Bob to give you a call after five.

2) Ask Mary to buy her a present.

- 3) Tell Nelly to take the book to the library.
- 4) Tell the secretary to type papers today.
- 5) Ask Peter to buy some bread to me.

Упражнение 4. Раскрывая скобки, поставьте местоимения в нужном падеже:

1. Let (we) discuss these questions this morning.
2. Let (he) translate the letters from German into Russian.
3. Let (I) go to see him after classes this evening.
4. Let (they) give the books to the library in time.
5. Let (she) revise all the words from Lesson Two.
6. Let (we) read a book about our city.

Упражнение 5. Переведите на английский язык:

- 1) Не ешь столько мороженого.
- 2) Не выходи на улицу без шапки.
- 3) Остайся посмотреть телепрограмму с нами.
- 4) Попроси Ника принести словарь.
- 5) Пригласи их в гости.
- 6) Переходите улицу только на перекрестке.
- 7) Проводи меня домой.
- 8) Не ссорься с родителями.
- 9) Не перебивай меня.

Упражнение 6. Дайте ответные реплики по образцу: "Your friend wants to come at five today".  
"Let him come."

1. He would like to read this book.
2. Your son wants to go to the cinema today.
3. Your daughter wants to watch TV tonight.
4. My son's friends want to play chess at my place.
5. Your children want to go to the country for the week-end.

Упражнение 7. Переведите на английский язык:

- 1) Позвони маме.
- 2) Пусть он разбудит нас рано утром.
- 3) Давайте сходим куда-нибудь сегодня вечером.
- 4) Разрешите мне взять мою ручку.
- 5) Давай купим новую машину.
- 6) Давайте возьмем такси.
- 7) Иди сюда.
- 8) Пусть он принесет хлеб.
- 9) Давайте открое окно в комнате.
- 10) Пусть Саша пойдет в магазин.
- 11) Пусть мой брат расскажет эту историю.
- 12) Не пей холодный сок.

Комплект оценочных заданий № 10 по Теме 10 Оборудование при охране труда на транспорте (Аудиторная самостоятельная работа).

Название:

Лексический материал по теме.

Грамматический материал:

- особенности употребления модальных глаголов;

- эквиваленты модальных глаголов

Работа с текстом «Оборудование при охране труда на транспорте»

Лексические задания.

1. Прочитайте и переведите текст.

#### Safety first

The main causes of accidents in the workplace are not dramatic fires and explosions, but very ordinary accidents that can be easily prevented by workers looking out for their own safety and the safety of others. Many of these accidents are minor, but some cause death or serious injury. The most common cause of accidents is from slips , trips and falls, followed by lifting and carrying. Accidents involving cuts, burns, dropped objects, falling from height, and collisions are also common but often avoidable.

The main preventable measure is safety training. All employees in the oil and gas industry go through regular safety training courses to encourage a strong safety culture. For hazardous areas , employees will be issued with personal protective equipment (PPE) which must be worn in signed areas. Safety boots , hard hats, overalls, gloves, and safety glasses are usually a standard issue. In addition, ear protectors and special trades' equipment such as welding shields, goggles, and gloves will be issued.

Safety signage has to be followed. Signs are classified with different shapes and colours to denote whether they are mandatory, warnings, or giving information. Most signs are independent of language and use standard symbols as ideograms. The meaning of some of these signs is not always immediately obvious and so they should be learnt. Following information signs is practiced in fire drills where workers must follow signs to safe areas. Those working offshore will attend special courses on helicopter escape, use of life jackets and survival craft, and escape through smoke. There are often opportunities for workers to volunteer as fire officers or fire aids, and special training is given.

#### Categories of safety signs

Safety signs are divided into categories according to the type of message they are intended to convey. Each category is assigned a specific format and set of colours.

##### Prohibition Signs



These signs should be used to convey “Do Not” type commands. For example, to indicate that smoking is not allowed or that, where a particular material reacts dangerously with water or water should not be used to extinguish a fire. In the workplace they should be used to reinforce instructions prohibiting dangerous activities. Such instructions, however, should also form part of the employees training. Signs prohibiting an activity consist of a circular red band and single diagonal cross bar descending from left to right at an angle of 45 degrees. The background should be white with the pictogram indicating the nature of the command in black.

##### Warning Signs



These signs should be used to make people aware of a nearby danger. For example, a flammable liquid store or a laboratory where radioactive substances are in use should have an appropriate warning sign near the entrance. These signs are required by the Health and Safety (Safety Signs and Signals) Regulations and in specific cases by the Dangerous Substances (Notification and Marking of Sites) Regulations. Signs warning of a particular hazard consist of a black band in the shape of an equilateral triangle. The background within the band should be yellow with the pictogram indicating the type of hazard in black positioned centrally on the sign.

##### Mandatory Signs



These signs should be used to indicate actions that must be carried out in order to comply with statutory requirements. For example, self-closing fire doors that must be kept closed to comply

with the fire risk assessment should be labeled with “FIRE DOOR KEEP SHUT” signs. An area of a construction site where hard hats should be worn should also have appropriate signs at the entry points. It should be noted that the Health and Safety (Safety Signs and Signals) Regulations do not apply to mandatory fire instructions, but apply to health and safety mandatory signs where pictograms are required. The minimum regulatory requirement is for the sign to include an appropriate pictogram. There are no pictograms for fire safety instruction signs and although mandatory in the UK through inclusion in the requirements of workplace fire assessments, such signs are not considered as health and safety signs within these Regulations. Thus the familiar white on blue fire safety mandatory signs using text only will remain in place and will not have to be changed.

Fire instruction notices, which list actions that occupants must carry out in the event of a fire are, by convention, written as white text on a blue background but not in the circular format. The colours are used to convey the mandatory nature of the instructions but because of the amount of text normally needed a rectangular format is used. The general mandatory sign of a white exclamation mark on a blue circle may be used in conjunction with a fire instructions notice. Signs indicating mandatory requirements consist of a blue circle with the pictogram or text in white positioned centrally.

#### Safe Condition Signs



These signs should be used to indicate escape routes, emergency exits, first aid equipment, emergency showers and the others. Safe condition signs consist of a green rectangle or square with the pictogram or text in white positioned centrally. In the same way as for mandatory signs some UK fire safety signs in this category are not required by the Health and Safety (Safety Signs and Signals) Regulations. For example “PUSH BAR TO OPEN” is not required to comply and there is no pictogram with that meaning. Such signs are still needed for compliance with other UK legislation.

#### Exit Signs

In order to comply with the requirements of the Building Regulations, every doorway or other exit providing access to a means of escape, other than exits in ordinary use, should be provided with an exit sign. Installation of signs conforming to British Standard will satisfy both the Building Regulations and the Health and Safety (Safety Signs and Signals Regulations). In general these Regulations will not require any changes where existing fire safety signs containing symbols comply. Fire safety signs, notices and graphic symbols.

#### Provision of exit signs

The regulations place a duty on employers to ensure that safety signs are provided in circumstances where the risk to the health and safety of employees, identified through the risk assessment requirement contained within the Management of Health and Safety at Work Regulations cannot be entirely, engineered or managed out of the workplace. It should be noted that the Regulations do not require safety signs to be used where there are no significant risks to the health and safety of employees. The issue which then requires to be resolved is whether it is necessary to indicate exits with signs. In arriving at a decision the fundamental issue which will underpin the process is whether the risk of injury or death to employees from a fire within a particular premises is deemed to be significant enough to warrant the provision of signs indicating fire exit routes and final exits. If it is deemed that the risk is not significant then there is no need to install the signs.

Thus, for example, a small, single storey premises with one clearly visible exit should not require a fire exit sign because it would be obvious to staff that the door is their only means of access and hence there should not be a significant risk to their health and safety from fire by not signing the door as an exit. However, those buildings with more complex internal layouts incorporating multiple exits, some of which may not be readily visible nor frequently used, or where large numbers of the public congregate, will require fire exit signs. They should be complete with directional arrows, if there is a significant risk of individuals not being able to find their way to a place of safety in the event of a fire.

#### Supplementary information signs

These are signs used to provide additional information. In the Health and Safety (Safety Signs and Signals) Regulations these are confined to directional arrows. However, they include various text messages as well as arrows under the description of supplementary signs. To comply with the Regulations where a direction indication is needed the minimum requirement is for a supplementary sign in the form of an arrow. The supplementary text messages in the British Standard such as “Water as an extinguishing agent prohibited” will be acceptable under the regulations only if accompanied by an appropriate pictogram. This is entirely consistent with the philosophy of the British Standard. Supplementary signs consist of a square or rectangle in the appropriate colour with the pictogram or text in white and positioned centrally. The colour should be green where the information supplements a safe condition sign, red where it supplements a fire equipment sign or yellow to supplement a warning sign. There is a minor conflict between the British Standard and the regulations on the permitted colour of supplementary signs. They allow text to be in black on a white background or white on the appropriate colour. The colour alternative is the only option permitted in the Regulations. Thus the Regulations can be complied with by adhering to this option in the Standard.

#### Fire Fighting Equipment Signs



These signs are used to mark the location of fire fighting equipment and fire alarm activation points. However, where possible, fire equipment should be positioned where it is clearly visible. Red to be used as the identifying colour for fire fighting equipment. If the equipment itself is red this will satisfy the requirement. Where it is not red then highlighting the position of fire fighting equipment by colouring background behind the equipment red may be enough to comply. Fire equipment signs consist of a red rectangle or square with the pictogram in white positioned centrally on the sign.

#### Summary of Safety Signs

The pictograms are as shown in the regulations and the completed sign must be in accordance with the appropriate colour's.

Type

Shape

Colour

Pictograms

#### PROHIBITION SIGNS

These signs prohibit actions detrimental to safety No Smoking

Circular

RED with a white background red band and crossbar.



#### WARNING SIGNS

These signs give warning of potential risks Triangular

Triangular

YELLOW with black symbol or text



#### MANDATORY SIGNS

Signs that require actions or activities that will contribute towards safety

Circular

BLUE with symbol or text in white



#### SAFE CONDITION SIGNS

These signs indicate exit routes in the event of a fire or emergency

Rectangular

GREEN with white symbol or text



#### FIRE EQUIPMENT SIGNS

These signs are used to indicate the location of fire equipment

Rectangular or Circle

Red with white symbols or text




#### Supplementary Information Signs

Rectangular

Green, Red, Yellow, with White or Black Text





### Lexical Exercises:

1. Point to these parts of your body. Say and learn.

Ears eyes face feet fingers

Hands head

2. Look at the personal protection equipment (PPE)/ Complete the sentences below

Ear protectors Hard hat Face guard



Boots Goggles Gloves



Safety harness respirator



1. A hard hat protects your \_\_\_\_\_
- 2 A face guard protects your \_\_\_\_\_
- 3 Boots protect your \_\_\_\_\_
- 4 \_\_\_\_\_ protect your ears from noise
- 5 \_\_\_\_\_ protect your hands
- 6 \_\_\_\_\_ protect your eyes
7. A \_\_\_\_\_ protects you from smoke and dangerous fumes
8. A \_\_\_\_\_ protects you from a fall

3. Safety signs: colours and shapes

Safety signs are very important because the oil and gas industry has many hazards. Hazards are possible dangers like electricity, chemicals, hot things, gas, machines, noise, falling objects, and slippery surfaces. There are four main kinds of safety signs:

- Black and yellow triangles.

These signs warn us about hazards.

- Blue and white circles

These signs tell us “You must wear or do the thing in the picture”

- Red and white circles

These signs usually have a red band across them. They tell us we must not do things.

- Green and white squares or rectangles

These signs give information about safety.

4. Match the signs with the descriptions given below.





- Wear goggles
- Don't smoke here
- This way to the emergency exit
- Wear ear protectors
- Don't eat here
- Danger! High voltage!
- Fire exit
- Wear boots
- Wear respirator
- Do not enter
- Danger! Radiation
- Danger! Overhead crane!
- This way to the pharmacy
- Do not touch!
- Drinking water is here

5. Read the health and safety officer talking to a team of welders and pipe-fitters

H - health and safety officer

P1- pipe-fitter1

P2- pipe-fitter2

P3- pipe-fitter3

H There are six main hazards for welders. Can you name them?

P1 Electric shock

H Right. So what do we do?

P2 Weld dry. Don't stand in water.

P3 And wear leather shoes and always wear gloves.

H Right . we also check our equipment often. We switch off equipment when we are not using it.

Another hazard?

P3 Gas cylinders. Gas cylinders can explode.

H Correct . So how do we stay safe?

P1 Don't drop them!

H Right. How?

P2 Always secure the cylinders. And always move them safely.

H . Ok. And three steps before moving?

P2 Close the valve, remove the regulator , and replace the valve cap. Then use a cart to move a cylinder.

H Right. And always close the valve when you go on break or at the end of the day. Also , you should always wear your safety glasses when you're working. OK, that's two hazards. What else?

P3 Arc rays They burn eyes and skin

H Precautions?

P1 Cover skin and eyes. Never look at the spark. Always use a welder's helmet and gloves.

H . Those things also protect us from arc sparks. Hot sparks can burn clothes and start fires. So wear your protective clothes. Cotton trousers are good. And no pockets! Pockets catch sparks. Another hazard?

P2 Smoke. Smoke from welding can be dangerous .

P1 So we use respirators. And we always know the material we're welding.

H That's right . And indoors, we always use the ventilation system. OK, there's one more hazard on my list . Trips and falls You work in confined spaces, sometimes underground, sometimes high u.

So what do you do?

P3 Always think about where you are. Wear a safety harness.

P2 Keep the work area clean and tidy.

H Right

6 . Number the welding hazards in the order you hear them

- a. Gas cylinders d) smoke
- b. Arc sparks e) electric shock
- c. Arc rays f) trips and falls

7. Match each hazard (a-f) in 6 above with a precaution

1. Weld dry.
2. Always move it safely.
3. Cover up skin and eyes.
4. No pockets!
5. Know the material we're welding .
6. Keep the work area clean and tidy.

8. Read again. Tick the pieces of safety equipment you hear.

1. Safety glasses 7. Respirator
2. Welder's helmet 8. Boots
3. Face guard 9. Ventilation system
4. Gloves 10. Ear protectors
5. Cotton trousers 11. Safety harness
6. Welding jacket 12. Leather shoes

9. What safety precautions do you take when you drive a car, or ride a motorcycle or bicycle?

10. Choose the correct words to complete each sentence.

1. We switch off equipment/an equipment
2. There are six main hazard/ hazards for welders
3. Gas cylinder / cylinders can explode.
4. Never look at spark/ the spark.
5. Hot sparks can burn clothes / a clothes and start fires.
6. Smoke/ A smoke from welding can be dangerous.
7. Use cart / a cart.
8. We always know material/ the material we're welding.
9. Cover skin/ a skin and eyes.
10. Don't stand in water / a water.

11. The pictures are from a safety manual for drilling crews. Which person is

- 1 wearing loose clothes?
- 2 standing under a load?
3. running up or down steps?
4. eating near chemicals?
- 5 handling chemicals without PPE?
- 6 walking below people working?
- 7 standing between a wall and a moving load?
- 8 using a broken tool?
- 9 climbing without a safety harness?
- 10 doing the right thing : lifting correctly and keeping his back straight?



12. Say what might happen in each situation?

Example:

Machines might catch his loose clothes and injure him.

13. Work in pairs. You work in a drilling crew. You are looking after a new person in the crew. Take turns advising him.

Example

You shouldn't wear loose clothes because machines might catch them.

2. Прочитайте и переведите текст.

All workers are entitled to work in environments where risks to their health and safety are properly controlled. Under health and safety law, the primary responsibility for this is down to employers.

Workers have a duty to take care of their own health and safety and that of others who may be affected by your actions at work. Workers must co-operate with employers and co-workers to help everyone meet their legal requirements .

As a worker, if you have specific queries or concerns relating to health and safety in your workplace, talk to your employer, manager or supervisor or a health and safety representative. For more details on employers and your own responsibilities in law you can read

Health and safety law: What you need to know

All workers have a right to work in places where risks to their health and safety are properly controlled. Health and safety is about stopping you getting hurt at work or ill through work. Your employer is responsible for health and safety, but you must help.

### What employers must do for you ?

1. Decide what could harm you in your job and the precautions to stop it. This is part of risk assessment.
2. In a way you can understand, explain how risks will be controlled and tell you who is responsible for this.
3. Consult and work with you and your health and safety representatives in protecting everyone from harm in the workplace.
4. Free of charge, give you the health and safety training you need to do your job.
5. Free of charge, provide you with any equipment and protective clothing you need, and ensure it is properly looked after.
6. Provide toilets, washing facilities and drinking water. 7 Provide adequate first-aid facilities.
7. Have insurance that covers you in case you get hurt at work or ill through work. Display a hard copy or electronic copy of the current insurance certificate where you can easily read it.
8. Work with any other employers or contractors sharing the workplace or providing employees (such as agency workers), so that everyone's health and safety is protected.

### What you must do :

- 1 Follow the training you have received when using any work items your employer has given you.
- 2 Take reasonable care of your own and other people's health and safety.
- 3 Co-operate with your employer on health and safety.
- 4 Tell someone (your employer, supervisor, or health and safety representative) if you think the work or inadequate precautions are putting anyone's health and safety at serious risk. Health and Safety Published by the Health and Safety Executive .

### 3. Прочитайте и переведите текст.

#### Employer's responsibilities

Under the law employers are responsible for health and safety management. The following provides a broad outline of how the law applies to employers.

It is an employer's duty to protect the health, safety and welfare of their employees and other people who might be affected by their business. Employers must do whatever is reasonably practicable to achieve this.

This means making sure that workers and others are protected from anything that may cause harm, effectively controlling any risks to injury or health that could arise in the workplace.

Employers have duties under health and safety law to assess risks in the workplace. Risk assessments should be carried out that address all risks that might cause harm in your workplace.

Employers must give you information about the risks in your workplace and how you are protected, also instruct and train you on how to deal with the risks. Employers must consult employees on health and safety issues. Consultation must be either direct or through a safety representative that is either elected by the workforce or appointed by a trade union.

The main legislation providing for the health and safety of people in the workplace are the Safety, Health and Welfare at Work Acts. They apply to all employers, employees (including fixed-term and temporary employees) and self-employed people in their workplaces. The Acts set out the rights and obligations of both employers and employees and provides for substantial fines and penalties for breaches of the health and safety legislation.

### Employer's duties

The employer has a duty to ensure the employees' safety, health and welfare at work as far as is reasonably practicable. In order to prevent workplace injuries and ill health the employer is required, among other things, to:

- Provide and maintain a safe workplace which uses safe plant and equipment
- Prevent risks from use of any article or substance and from exposure to physical agents, noise and vibration
- Prevent any improper conduct or behaviour likely to put the safety, health and welfare of employees at risk
- Provide instruction and training to employees on health and safety
- Provide protective clothing and equipment to employees
- Appointing a competent person as the organisation's Safety Officer

### Employees' duties

The duties of employees include the following:

- To take reasonable care to protect the health and safety of themselves and of other people in the workplace
- Not to engage in improper behaviour that will endanger themselves or others
- Not to be under the influence of drink or drugs in the workplace
- To undergo any reasonable medical or other assessment if requested to do so by the employer
- To report any defects in the place of work or equipment which might be a danger to health and safety

### Risk assessment and safety statement

Every employer is required to carry out a risk assessment for the workplace which should identify any hazards present in the workplace, assess the risks arising from such hazards and identify the steps to be taken to deal with any risks.

The employer must also prepare a safety statement which is based on the risk assessment. The statement should also contain the details of people in the workforce who are responsible for safety issues. Employees should be given access to this statement and employers should review it on a regular basis.

### Protective equipment and measures

The employer should tell employees about any risks that require the wearing of protective equipment. The employer should provide protective equipment (such as protective clothing, headgear, footwear, eyewear, gloves) together with training on how to use it, where necessary. An employee is under a duty to take reasonable care for his/her own safety and to use any protective equipment supplied. The protective equipment should be provided free of charge to employees if it is intended for use at the workplace only. Usually, employees should be provided with their own personal equipment.

The Regulations cover various means of communicating health and safety information. These include the use of illuminated signs, hand and acoustic signals, e.g. fire alarms, spoken communication and the marking of pipe work containing dangerous substances. These are in addition to traditional signboards such as prohibition and warning signs. Fire safety signs, i.e. signs for fire exits and fire-fighting equipment are also covered.

They require employers to provide specific safety signs whenever there is a risk that has not been avoided or controlled by other means, e.g. engineering controls and safe systems of work. Where a safety sign would not help to reduce that risk, or where the risk is not significant, there is no need to provide a sign. The regulations, where necessary, require the use of road traffic signs within workplaces to regulate road traffic and also require employers to maintain the safety signs

which are provided by them, explain unfamiliar signs to their employees and tell them what they need to do when they see a safety sign. The Regulations apply to all places and activities where people are employed, but exclude signs and labels used in connection with the supply of substances, products and equipment or the transport of dangerous goods.

#### Pictograms

The regulations require all signs should use graphic symbols or pictographs to convey its message but it does not prohibit the use of supplementary text. It indicates the intrinsic features required and some are indicated below,

- The shape and colour's of signboards are set out, in accordance with their specific object (signboards indicating a prohibition, a warning, a mandatory action, an escape route, an emergency or fire-fighting equipment).
- Pictograms must be as simple as possible and should contain only essential details.
- The pictograms used may be slightly different from or more detailed, provided that they convey the same meaning and that no difference or adaptation obscures the meaning.
- The dimensions and colorimetric and photometric features of signboards must be such that they can be easily seen and understood.

#### Грамматические задания.

1. Выберите в скобках правильный вариант модального глагола. Переведите предложения.

He ... (can't/couldn't) open the window as it was stuck.

Interpreters ... (may/must) translate without dictionaries.

... (Can/May) I use me your bike for today?

... (May/Could) you give me the recipe for this cake?

I hardly ever see Jane, she ... (may/might) have moved to Africa.

Take an umbrella. It ... (may/can) rain.

You ... (could/should) stop smoking. You know you ... (cannot/must not) buy health.

You ... (may/must) finish the article as soon as possible.

Liz doesn't ... (ought to/have to) keep to a diet anymore.

Lara ... (can/might) get a playstation for her birthday.

You ... (must not/needn't) read in the dark.

My grandfather is retired, so he ... (shouldn't/doesn't have to) go to work.

The fridge is full, so we ... (must not/needn't) go shopping.

Our employees ... (can/must) sign this agreement.

We ... (may/ought to) reserve a table in advance if we want to have dinner there.

I ... (can't/needn't) believe it! You ... (have to/must) be joking.

Ann ... (must/is to) finish school next year.

Sorry, I'm late. I ... (needed to/had to) wait for the plumber.

What time do we ... (should/have to) be at the railway station?

Don't wait for me tonight. I ... (might/must) be late.

I ... (maynot/can't) watch this film. It's too boring.

We've got a dishwasher, so you ... (couldn't/needn't) wash-up.

You look very pale, I think you ... (need/should) stay at home.

... (Could/Might) you, please, pass me the mustard?



2. Преобразуйте предложения с модальными глаголами в прошедшее время, начиная с данных слов. Используйте *could, had to, was to, was allowed to*.

Н-р: Bob can't dive. (Боб не умеет нырять.) – Last year Bob couldn't dive. (В прошлом году Боб не умел нырять.)

You must show your identity card here. (Ты должен показать удостоверение личности здесь.) – Last night ...

We can't buy a new car. (Мы не можем купить новую машину.) – Last summer ...

Mike may take my laptop computer for a couple of hours. (Майк может взять мой ноутбук на пару часов.) – This morning ...

Victor has to call his mother. (Виктору нужно позвонить своей маме.) – Yesterday ...

You don't need to paper the walls. (Вам не нужно оклеивать стены обоями.) – Yesterday ...

...

She is to be at the office at 9 a.m. (Ей нужно быть в офисе в 9 утра.) – Last Friday ...

You must not tell lies. (Ты не должен лгать.) – Last night ...

3. Преобразуйте предложения с модальными глаголами в будущее время, начиная с данных слов. Используйте *will be able to, will be allowed to, will have to*.

Н-р: The baby can talk. (Малыш умеет разговаривать.) – Soon the baby will be able to talk. (Скоро малыш сможет разговаривать.)

He can't get the tickets. (Он не может достать билеты.) – I'm afraid ...

You may use my camera. (Ты можешь пользоваться моей камерой.) – Tomorrow ...

I am to wait for him at the airport. (Мне нужно подождать его в аэропорту.) – Next Sunday ...

You must tell me the truth. (Ты обязан рассказать мне правду.) – Very soon ...

I have to take these pills 3 times a day. (Мне нужно пить эти таблетки 3 раза в день.) – Tomorrow ...

I can read this book in Italian. (Я могу прочитать эту книгу на итальянском языке.) – In two years ...

4. Переведите английские пословицы, обращая внимание на модальные глаголы. Постарайтесь вспомнить русские эквиваленты пословиц, где это возможно.

A man can do no more than he can.

Anyone who has to ask the price cannot afford it.

People who live in glass houses should not throw stones at their neighbours.

You must learn to walk before you can run.

He who falls today may rise tomorrow.

A bird may be known by its song.

He who laughs at crooked men should need to walk very straight.

Talk of the devil and he is to appear.

A tree must be bent while young.

The wind can't be caught in a net.

5. Дайте совет, используя модальный глагол *should*. (Возможны несколько советов.)

Н-р: My eyes are tired. (Мои глаза устали.) – You should go to bed. (Тебе следует поспать.)

I am cold. (Мне холодно.)

I am thirsty. (Я хочу пить.)

I am hungry. (Я голоден.)

My life is too hectic. (Моя жизнь слишком насыщенная.)

I've caught a cold. (Я простудился.)

Somebody has stolen my purse. (Кто-то украл мой кошелек.)

6. Составьте предложения с модальными глаголами, расставив слова в нужном порядке. Переведите получившиеся предложения.

Н-р: don't / to / I / answer / have / questions / your. – I don't have to answer your questions. (Я не обязан отвечать на ваши вопросы.)

the party / Linda / to / come / might / tonight.

round / work / have to / farmers / the year / all.

you / not / hospital / noise / must / make / in.

the light / I / switch / may / on ?

your / look / could / passport / I / at ?

my / cook / can / quite / wife / well.

catch / last / able to / we / were / train / the.

not / jeans / you / must / wear / to / school.

didn't / you / drink / have to / much / yesterday / so.

ought to / bill / Robert / the electricity / pay / today.

better / we / find / a / should / job.

too much / you / salt / and / eat / sugar / shouldn't.

do / get / to / Turkey / I / have to / a visa ?

he / manners / improve / his / needs to.

needn't / you / complain.

Комплект оценочных заданий № 11 по Теме 11 Инструкции и руководства при использовании приборов технического оборудования автомобиля (Аудиторная самостоятельная работа).

Название:

Лексический материал по теме.

Грамматический материал:

- формы инфинитива и их значение

- функции и употребление инфинитива

Работа с текстом «Инструкции и руководства при использовании приборов технического оборудования автомобиля»

Лексические упражнения.

Работа с текстами профессиональной направленности по теме «Инструкции и руководства при использовании приборов технического оборудования автомобиля».

#### Car maintenance: basic works

Exercise 1. Read the following text and find the English equivalents to the word combinations below.

#### How to check the oil level

Stop the engine. Wait for a while to let the engine oil pour down to the oil pan. Pull the engine oil dipstick, usually it has a bright handle saying "engine oil".

Wipe it off with a clean rag or tissue. Then insert it back all the way down into its place.

Now, pull the dipstick again and check the oil level. Normally it should be at "FULL" mark.

You

can see that it's a bit lower. It's not a big problem yet, but it's better to top it up.

Пополнить его, на отметке «Полный», дайте маслу стечь, щуп для измерения уровня моторного масла, вытрите его.

Exercise 2. Arrange the sentences in the correct order to consult your client how to top up the engine oil.

1. Wait for a minute to let the oil pour down.
2. Add a little amount of the oil.
3. It would be better to add the same type and brand of the engine oil as you already have in the engine.
4. Don't forget to install the dipstick back and close the oil filler cap when you finish.
5. Check the oil level again with the dipstick.
6. If it's still low, add some more. But don't overfill it.

Exercise 3. Read the text and restore the word order in the underlined word combinations.

#### How to check automatic transmission fluid

Place your car at a level surface and parking engage the brake. Start the engine. Set transmission shifter in "P" (Park) position, and let the engine idle. On some cars this procedure may be different, check the manual owner's (руководство пользователя) for details.

Pull the transmission dipstick. Wipe off it with a clean lint free rag. Then insert it back carefully all the way down into its place.

Pull again and check level the fluid. If the engine is cold, it should be within "COLD" marks. If the car was driven and is fully warmed up, the level should be at the upper end of mark the "HOT". If it's just a little bit lower I wouldn't worry about it. Otherwise I'd top it up. Check the fluid condition also. If it's too black and dirty with burnt smell – your transmission is not going to last. Normally it clean should be and transparent. The new fluid comes red. Over the time it becomes brownish. If it is brown, check your owner's manual, may be it's time change to it. Some manufacturers require to change the transmission fluid at 30,000 or 50,000 miles. Others specify that you never have to change it – check what's your car owner's manual says.

Exercise 4. Arrange the sentences in the correct order to consult your client how to top up the transmission fluid.

1. Recheck the level again.
2. It's very important to use only specified transmission fluid – check your owner's manual or simply visit your local dealer, they always have proper transmission fluid in stock.
3. Add a small amount of the fluid through the dipstick pipe.
4. Do not overfill, it also may cause problems with your transmission.
5. Wait for a few minutes – let the fluid flow down.

#### Pre-winter maintenance

Exercise 1. Read the text and say which things in the car should be:

- a) checked before winter;
- b) changed or installed before winter.

A number of things in your car need to be checked before winter: the condition of the battery, battery terminals, the engine cooling system, the condition of the engine antifreeze, all the belts, the brakes, the tyres, the windshield wipers, the lights, etc.

All the fluids need to be checked and topped up or changed if needed. It's a good idea to change the engine oil before winter – the fresh oil will make the engine start easier in cold weather. Things like brakes, steering and suspension can only be inspected when the car is lifted on the hoist (подъёмник). Check the freezing point and the condition of the engine coolant. A simple problem such as a bad thermostat or even a small leak will result in a long warm-up time and little heat from the heater on the highway.

Consider installing good-quality winter tyres. Winter tyres are specifically designed to

improve traction on snow-covered or icy roads. Winter tyres need to be installed on all four wheels. While winter tyres have better traction on winter roads than all-season tyres, they are not foolproof; drive

carefully in winter conditions. Winter tyres wear faster on dry roads in warm weather; don't forget to remove them when the winter season is over. Check tyre pressure regularly in winter.

A dead battery is one of the most common causes of a no-start in winter. Unfortunately, there is no way to tell when the battery will decide to quit – sometimes it happens unexpectedly with no prior signs. However, if you feel that cranking speed is slower than before, the battery is probably close to its end. Make sure the battery terminals are not corroded. Corroded terminals will cause troubles.

Windshield wipers are very critical to winter driving; consider installing winter wipers. Make sure you replace summer washer fluid with special winter windshield washer fluid that won't freeze. If the washer jets don't spray properly, clean and adjust them.

There are some other things to remember:

- synthetic oil will help your car to start easier in extreme cold;
- worn out spark plugs or bad ignition cables are more likely to cause problems with starting in cold weather;
- vehicles with a diesel engine need special attention – a simple thing like dirty fuel filter could cause a lot of troubles on a cold day;
- consider buying winter floor mats – they will help to keep the water from leaking under the car's carpet, which could cause corrosion to the wiring and electronic components.

Exercise 2. Find the correct English equivalents to the following word combinations.

Нуждается в проверке; необходимо пополнить; легче заводиться;  
 может быть обследована; длительное время разогрева; позаботиться об  
 установке; сконструирована таким образом, чтобы улучшить движение;  
 необходимо установить; не забыть снять их; невозможно сказать.

Read the text and say:

- a) in what case a driver should add a coolant into the overflow tank;
- b) whether the maximum pressure listed on tyres is the proper pressure.

How to check the engine coolant level

The coolant level should be between "LOW" and "FULL" marks in the coolant overflow tank. If it's lower, top it up. If there is no coolant in overflow tank or you have to top it up quite often, have your car inspected in the garage, possibly there is a coolant leak. Never open the radiator or coolant

overflow tank when the engine is hot!

When engine temperature is reduced (few minutes after the engine has been turned off), simply add a coolant into the overflow tank to "FULL" mark.

How to check tyres

Check the tyre pressure regularly – at least once a month. If you don't have the tyre pressure gauge, it's really worth to get one. You can find the recommended tyre pressure in the owner's manual or on the tyre pressure placard, which might be located somewhere on the car (e.g. on the driver's door opening, inside the gas tank, inside the glove box). The maximum pressure listed on tyres is NOT the proper pressure! Feel vibration at cruising speed? – Have your tyres balanced. There is a safe limit of the tread wear. If the tyre is worn below this limit, it's unsafe to drive. Uneven tyre wear indicates alignment problem. Improper alignment causes increased tyre and suspension components wear and poor handling. In the worst case, improper alignment may throw your car into a skid, especially on a wet or slippery road. If a car pulls aside, wanders or feels unstable on the road, have the alignment checked. Properly done alignment will make your car's ride a lot more enjoyable.

1. Arrange the sentences in the correct order to consult your client how to check a spark plug.

#### How to check a spark plug

1. Rotate the plug anti-clockwise (против часовой стрелки) until it is loose.
2. Replace the plug in the socket (гнездо).
3. Remove the plug from the socket.
4. Insert the gauge in the gap.
5. Place the spanner over the plug and give a quarter turn clockwise.
6. Check that the gap is between 0,65 and 1,00 mm wide.
7. Remove the cover.
8. Examine the gap and check that it is clean.
9. Rotate the plug clockwise until it is hand-tight.
10. Place the spanner over the spark plug.
11. Replace the cover.

#### Грамматические задания.

##### 1. Translate into Russian.

- 1 . The buyers want to know our terms of payment.
- 2 . This is for you to decide.
- 3 . The plan of our work will be discussed at the meeting to be held on May 25.
- 4 . To walk in the garden was a pleasure.
- 5 . Jane remembered to have been told a lot about Mr. Smith.
- 6 . I felt him put his hand on my shoulder.
- 7 . This writer is said to have written a new novel.
- 8 . She seems to be having a good time at the seaside.
- 9 . They watched the boy cross the street.
- 10 . To advertise in magazines is very expensive.
- 11 . He proved to be one of the cleverest students at our Institute.
- 12 . He knew himself to be strong enough to take part in the expedition.
- 13 . To see is to believe.
- 14 . He is sure to enjoy himself at the disco.
- 15 . To tell you the truth, this company has a very stable position in the market.

##### 2. Определите функцию инфинитива в предложении

He advised us to spend a night in the basement.

You can leave any time.

We began to work on the problem.

The tourists made a fire to warm up the kettle.

It is great fun to swim with dolphins.

The police asked us to tell what we saw.

The two lovers went out so as to listen to nightingales.

I am too old to make such journeys.

To walk every day is good for health.

We are so happy to visit him on weekends.

##### 3. Put "to" before the infinitive where it is necessary.

- 1 . My son asked me ... let him ... go to the club.
- 2 . You must make him ... practice an hour a day.
- 3 . She was made ... repeat the song.
- 4 . He is not sure that it can ... be done, but he is willing ... try.

- 5 . Let me ... help you with your work.
- 6 . She asked me ... read the letter carefully and ... write an answer.
- 7 . You ought ... take care of your health.
- 8 . I looked for the book everywhere but could not ... find it.
- 9 . He was seen ... leave the house.
- 10 . We had ... put on our overcoats because it was cold.
- 11 . The man told me not ... walk on the grass.
- 12 . Have you heard him ... play the piano?
- 13 . You had better ... go there at once.
- 14 . I would rather not ... tell them about it.
- 15 . We shall take a taxi so as not ... miss the train.

4. Translate the sentences and comment on the forms of the infinitives.

1. You have to be prepared to look after a car that will need a lot of maintenance.
2. People fear not being able to look after themselves and being a burden on others.
3. Whether art scholars can come to an agreement on the subject remains to be seen.
4. It remains to be seen how long they will accept taxation without representation.
5. Good luck to all of you out there who would have reason to be reading this page.
6. I can't tell you much about the book because you're supposed to be reading it.
7. The city also encourages employees to consider taking the bus or biking to work.
8. We always have to consider the evidence if we want to know what reality is like.
9. It suggested that I must have read all of the Belgian artist and writer's books.
10. In all probability Assange must have been pleased at the comparison with Gandhi.
11. Both experiences have made me want to experiment and challenge myself even more.
12. They made me wait 2 and half hours before a doctor finally agreed to examine me.
13. A cracking noise made me think we might have brought home an unwilling creature.
14. This really made me think about what should be on my mind when I pick a college.
15. This schedule might be altered at any time in accordance with market conditions.
16. Some teams might be disappointed to be left out of the Challenge Cup tournament.
17. The Liberal Democrats are broadly centrist and might be expected to join Labour.
18. Meanwhile the war's aims have become blurred – and few seem to have been achieved.
19. It certainly can be faked, but it does not seem to have been faked in this case.
20. The November and March incidents, the company says, seem to have been unrelated.
21. The belief in sorcery and its practice seem to have been widespread in the past.
22. The artwork was restored, but some say remnants of the damage can still be seen.
23. Marilyn Monroe and Margaret Thatcher might seem to have taken up opposite roles.
24. Trade is believed to have taken place throughout much of recorded human history.
25. But your kids still have to be taken care of, and you still have to get to work.
26. Children lined up to have their photos taken with those blue-uniformed soldiers.
27. I agree with Mariella that this really ought to have been addressed earlier.
28. If any earthquake ought to have been predictable, it was the one that just struck.
29. Dawn was still nearly two hours away and those lights had to be the North Shore.
30. First, they had to be invited to audition, and then to do well in the auditions.

5. Раскройте скобки, употребляя требующуюся форму инфинитива.

1. He seems (to read) a lot.
2. He seems (to read) now.
3. He seems (to read) since morning.
4. He seems (to read) all the books in the library.
5. I want (to take) you to the concert.
6. I want (to take) to the concert by my father.
7. She hoped (to help) her friends.
8. She hoped (to help) by her friends.
9. I hope (to see) you soon.
10. We expect (to be) back in two days.
11. He expected (to help) by the teacher.
12. The children seem (to play) since morning.
13. I am glad (to do) all the homework yesterday.
14. She seems (to work) at this problem ever since she came here.
15. I am

sorry (to break) your cup. 16. His English seems (to get) better. 17. He is glad (to help) with his health problems.

6. Раскройте скобки, употребляя требующуюся форму инфинитива.

I am sorry (to bother) you, but the students are still waiting (to give) books for their work.

Is there anything else (to tell) her?

He hates (to talk) about.

He was lucky (to be) to that famous exhibition and (to see) so many wonderful paintings.

The woman pretended (to read) and (not to hear) the bell.

The only sound (to hear) was the snoring of grandfather in the bedroom.

She was pleased (to sit) still and (to watch) the dancers moving.

You seem (to look) for trouble.

They seemed (to wait) for ages.

He seems (to know) French very well: he is said (to spend) his youth in Paris.\*

It seemed (to snow) heavily since early morning: the ground was covered with snow.

They seemed (to quarrel): I could hear angry voices from behind the door.

7. Переведите на английский язык, употребляя требующуюся форму инфинитива.

Я рад, что рассказал вам эту историю. 2. Я рад, что мне рассказали эту историю. 3. Я хочу познакомить вас с этой артисткой. 4. Я хочу, чтобы меня познакомили с этой артисткой. 5. Я рад, что встретил ее на станции. 6. Я рад, что меня встретили на станции. 7. Мы очень счастливы, что пригласили его на вечер. 8. Мы очень счастливы, что нас пригласили на вечер. 9. Он будет счастлив посетить эту знаменитую картинную галерею. 10. Он был счастлив, что посетил эту знаменитую картинную галерею. 11. Дети любят, когда им рассказывают сказки. 12. Мне очень жаль, что я пропустил эту лекцию. 13. Она счастлива, что была на этом концерте. 14. Она рада, что присутствовала на лекции. 15. Он очень доволен, что выиграл кубок. 16. Он был счастлив, что снова дома. 17. Он был счастлив, что вернулся домой. 18. Я сожалею, что прервал вас.

8. Составьте из данных слов предложения, расставив их по порядку. Переведите.

pianist - my - to - wants - a - great - son - become

let - car - doesn't - drive - his - Robin - me

to - early - I - up - need - wake - tomorrow

the - turn - iron - Sam - forgot - off - to

that - sleep - me - boring - made - film

3. Найдите в предложениях ошибки, если они имеются.

The teacher made John to apologize. (Учитель заставил Джона извиниться.)

What are you planning to eat for lunch? (Что ты планируешь съесть на обед?)

That old car may not to cost much. (Та старая машина не может стоить много.)

I don't want wait any longer. (Я не хочу больше ждать.)

My father promised buy new shoes for me. (Мой папа пообещал купить мне новые туфли.)

I would like to try this shirt on. (Я бы хотел примерить эту рубашку.)

We must to hurry up. (Мы должны поторопиться.)

Mark was unable to do anything else. (Марк был не в состоянии делать что-либо еще.)

They couldn't to fall asleep till midnight. (Они не могли заснуть до полуночи.)

Sheila refused delete files and folders about cooking. (Шейла отказалась удалять файлы и папки о кулинарии.)

9. Выберите в скобках подходящий глагол, обращая внимание на следующий за ним инфинитив. Переведите предложения.

You ... (can/have) to sing this song.

Don't ... (allow/make) her to marry Mike.

Mother ... (asked/let) him to explain his words.  
 Jill ... (persuaded/made) me to play a joke on Tom.  
 We ... (saw/offered) him steal the wallet.  
 Did you ... (agree/hear) her shout at me?  
 I couldn't ... (see/convince) her to leave early.  
 Stormy weather ... (caused/must) the airline to cancel out flight.  
 Tony ... (should/seems) to know a lot about global warming.  
 The nurse ... (saw/asked) the children to roll up their sleeves.

Комплект оценочных заданий № 12 по Теме 12 Инструкции по технике безопасности при ремонте и вождении автомобиля (Аудиторная самостоятельная работа).

Название:

Лексический материал по теме.

Грамматический материал:

- причастие I, функции причастия I
- причастие II, функции причастия II
- предикативные конструкции с причастием

Составление списка основных инструкций при ремонте и вождении автомобиля.

Прочитайте и переведите текст на русский язык. Выполните задание по тексту.

Лексические задания.

1. Прочитайте и переведите текст, выполните упражнения.

#### TRAFFIC RULES

Traffic regulations are international nowadays. But special regulations valid for one country only are also to be taken into consideration.

Traffic in Russia is on the right-hand side of streets and roads with the traffic way wide enough for several cars moving abreast in one direction. It is forbidden to drive in the left-hand lane if the right-hand lane is free.

The driver should be responsible for the condition of his car, and in particular the reliability of his brakes, the steering, the tires and the lights and indicators on his car.

The driver should conduct the car he is driving in such a manner as not to cause the danger to, or obstruct, the movements of another machine, be alert and keep to the route he is driving on.

While driving in traffic, the driver must observe and strictly adhere to road signs, signals and traffic lights, and also comply with the orders of traffic inspectors.

Before making a left or right turn, a complete turn, accelerating, stopping, or making other manoeuvres which may alter his position in the lane, the driver must give warning by signaling not less than five seconds before he starts the particular manoeuvre.

Careful attention must be paid to warning signals of special service cars (fire engines, ambulances, etc.) which have the right of way.

The speed is regulated by the driver according to the condition of the road on which he is driving, visibility and also the intensity of traffic and the number of pedestrians. Upon the slightest warning of danger, he must lower his speed or stop the car.

The speed limit in cities, town and villages is 60 km an hour. On some roads speed limit is increased up to 80 km as shown by the corresponding sign.

It is forbidden to pass the car in front by driving in the lanes of the oncoming traffic, at road or street crossings and pedestrian crossings, on bridges and also before warning signs.

It is forbidden to stop on left-hand side of street or road, except in narrow streets where vehicular traffic from both directions passes along a single lane.

There exist some other traffic regulations and rules; if you observe them carefully you are safe on the road.



## 1.1. Переведите предложения на английский язык:

1. Перед тем как водить машину, вы должны сдать тест на вождение и получить водительские права.
2. Если вы провалили при сдаче экзамена на вождение, то вы можете сдать его ещё раз.
3. Водитель, управляя автомобилем должен строго придерживаться данного маршрута, дорожных знаков, сигналов светофора и подчиняться приказам дорожных инспекторов.
4. Запрещается вести машину по встречной полосе, а также там, где есть предупредительные знаки, запрещающие или ограничивающие движение.
5. Какие машины имеют право преимущественного проезда?
6. Если вы хорошо знаете и выполняете правила дорожного движения, то вы безопасны на дорогах.

## 1.2. Переведите на русский язык следующие дорожные знаки:

1. No entry
2. Closed to all vehicles in all directions
3. No entry for motor-cycles
4. No entry for goods vehicles
6. No entry for power driven agricultural vehicles
7. No entry for any power driven vehicle drawing a trailer
8. No entry for cycles
9. No entry for pedestrians
10. Load limit
11. Axle load limit
12. Clearance height limit
13. Clearance width limit
14. Passing without stopping prohibited
15. No left turn and U-turn
16. No right turn
17. No U-turn
18. Overtaking
19. Prohibited

## 2. Прочитайте и переведите текст на русский язык. Выполните задание по тексту.

## BASIC RULES OF THE ROAD

1. Keep left allowing the vehicles from the opposite direction to pass.
2. Give way to all traffic on your right, especially at road junctions and roundabouts.
3. While turning left or right, give way to vehicles going straight.
4. While turning left, keep to the left side of the road and turn close to the left side of the road which you enter.
5. Slow down at road junctions, intersections and pedestrian crossings. You must also slow down near school zones, temple areas etc., where a lot of pedestrians and vehicle traffic move. Signal before you make any maneuver indicating your intention so that the other road users can adjust accordingly.
6. Always use a helmet if you are driving a two-wheeler and always see that when you use the helmet, the strap is fixed properly.
7. Stick to the speed limit and remember that speed limit is related to the traffic condition.
8. Remember that stopping distance of your vehicle depends on the speed at which you are driving.  
Ex.: If you are driving at 40 km per hour, the braking distance would be 22ms. But if you are driving at 60 km per hour, the braking distance will be 42 ms.
9. Keep adequate distance from the vehicle ahead to avoid collision.
10. Yellow lines should not be crossed, even while overtaking.

11. At road junctions or intersections, do not park the vehicle beyond the stop line.
12. Remember that at pedestrian crossings, the pedestrian has the right of way.
13. At the signal, do not stop your vehicle on the Pedestrian Crossing but stop it within the stop line.
14. Two wheelers are meant only for two. Do not carry children additionally.
15. Do not start on the amber light. Wait for the green.
16. Overtake only on the right side and do not overtake on bridges, narrow roads, junctions, school zones and pedestrian crossings. Do not overtake when one vehicle is already overtaking the vehicle which you want to overtake.
17. Never drive in a zig-zag manner. You can observe all the above only if you are patient, considerate and careful.

2.1. Найдите в тексте следующие эквиваленты:

Противоположное направление, перекресток, поворачивая налево или направо, транспортное средство, пешеходный переход, замедлить движение, участники дорожного движения, шлем, подавать сигнал, тормозной путь, соблюдать дистанцию, узкие дороги, парковать автомобиль, за линией остановки.

2.2. Заполните пропуски, соответствующими по смыслу словами:

To park, slow down, overtake, drive, give way, signal, start.

1. At road junctions or intersections, do not ..... the vehicle beyond the stop line.
2. Do not ..... when one vehicle is already overtaking the vehicle which you want to overtake.
3. Do not ..... on the amber light.
4. .... at road junctions, intersections and pedestrian crossings.
5. .... to all traffic on your right, especially at road junctions and roundabouts.
6. Never ..... in a zig-zag manner.
7. .... before you make any maneuver indicating your intention so that the other road users can adjust accordingly.

3. Change Russian word with English one using new words.

This was несчастный случай.

All people should keep технику безопасности.

Do you know правила техники?

We work in мастерской.

I обеспечиваю safety engineering.

4. Read and translate the text.

### SAFETY ENGINEERING

Accidents to people in industrial enterprises are called industrial traumatism (injury). They occur when workers have not acquired the requisite for skill and lack the necessary experience in handling tools and equipment. Accidents are also caused through neglect of safety rules and regulations in the factories and training workshops.

The purpose of safety engineering is to prevent accidents and to create such conditions of work in industry which will ensure maximum productivity of labour.

When taking up new duties or when first going to work at any industrial enterprise each worker is obliged to acquaint him thoroughly with, and to master the safety instructions.

You need many kinds of safety equipment on a building site. Housebuilders and other workers have to wear safety boots, helmets, gloves, and sometimes goggles and dustmasks. Ear protectors (ear plugs) should be used near noisy machines. Ladders and scaffoldings are used when working at heights. Ladders must be placed right and they must be strong enough to carry the load of the workers. Scaffoldings must also be carefully erected, so that they

don't collapse. At bigger building sites both ladders and scaffoldings are usually made of metal, but sometimes also wooden ones are used. Here are some other points to keep in mind:

– A very important thing is to keep your working place tidy and clean.

- You must not leave empty tins or dirty buckets on floors or in yards.
- Tools must be kept in the right places, in toolkits and sheds.
- Nails and screws must be kept in boxes, so that they will not be wasted.
- All the used boards should be collected into one place as well as other garbage.
- On a building site you should always be careful with fire.
- Paints and solvents catch fire very easily.
- Make sure that you have insurance.

You should have put on overalls to protect your clothes when working with paints or solvents.

5. Найдите и составьте инструкцию с помощью текста. Выучить наизусть.

1. Несчастные случаи с людьми на предприятии называются производственной травмой.

Они случаются, когда у рабочих нет опыта или они пренебрегают правилами безопасности на заводах или в мастерских.

Цель техники безопасности-предотвратить несчастные случаи и создать условия такие условия в промышленности, которые обеспечат максимальную производительность труда.

Приступая к новым обязанностям вы должны ознакомиться с правилами безопасности и освоить их.

6. Match the columns.

a)

1. Wear safety boots!
2. Don't enter!
3. Don't use a mobile phone here.
4. Emergency exit this way!
5. Be careful. Dangerous liquid!
6. Don't touch!
7. Wear safety goggles in the area!
8. Don't park here!
9. Be careful! Explosive material! 10. Don't switch on!
11. Danger of an electric shock!
12. Don't smoke here!
13. Wear a hard hat!
14. Watch out! Danger!

b)

- a) Руками не трогать!
- b) Парковка запрещена!
- c) Осторожно! Взрывоопасные вещества.
- d) Не курить!
- e) Не включать!
- f) Осторожно! Высокое напряжение!
- g) Надеть обувь!
- h) Запасной выход!
- i) Осторожно! Опасно!
- j) Отключить мобильные телефоны!
- k) Не входить!
- l) Для безопасности оденьте очки!
- m) Осторожно! Опасные растворы! n) Надеть каску!

Грамматические упражнения.

Упражнение 1. Выберите подходящий вариант.

A: I'm so (exciting/ excited). I've just seen a very (interesting / interested) film.

B: Really? What was it?

A: It was a horror film (calling, called) «The White Moon».

B: Oh, horror films are so (frightening/ frightened). I never watch them.

A: I'm very (surprised/ surprising), all my friends watch them.

B: Not me. I like romantic films.

A: I'm always (bored/ boring) when I watch them. Give me a good comedy or a horror film. They are so (excited / exciting).

Упражнение 2. Выберите подходящий вариант.

Nessie

Have you ever heard of the Loch Ness Monster? Many people believe that there is a huge animal (living/lived) in Loch Ness in Scotland.

The animal is about 50 metres long (including/included ) its tail. Nobody knows anything about its (eating / eaten) habits. There are some photos of the animal (taking/ taken) by different people (visiting/ visited) the lake, but nobody can prove that they are real.

This animal (giving/ given) the nickname Nessie has been one of the greatest tourists attractions to the area for years. Expeditions (sent / sending) to Scotland tried very hard to find and catch Nessie. And so did individuals (looking/ looked) for the animal. But there has been no result yet.

Nessie is still a great mystery. Very few things (knowing/ known ) about Nessie are: it has a long and thin neck like a giraffe's, its head is quite small and looks like a horse's, its colour is dark yellow and its habitat is the deepest and the coldest part of the lake.

Упражнение 3. Образуйте Participle I или Participle II от глаголов в скобках.

1. Why have you got that ... (worry) expression on your face? Are you in trouble?
2. The teacher was ... (disappoint) with the test results.
3. Jack's answer was ... (disappoint).
4. I went to the exhibition of French art last week and I was very much ... (impress).
5. We saw a lot of ... (fascinate) paintings.
6. I was so ... (excite) that I couldn't say a word.
7. The trip to the mountains was so ... (excite) — we enjoyed every minute of it.
8. I'm ... (bore) — I have nothing to do.
9. The lecture was so ... (bore) that a few listeners fell asleep.
10. We liked the Room of Horrors but some of the tricks were rather ... (frighten).
11. It was raining so heavily that the little puppy got ... (frighten) and hid under the bed.
12. Little John's questions were ... (surprise).
13. We were ... (surprise) at the news.
14. The boy ... (translate) the story is the best pupil in our class.
15. The girl ... (wash) the window is my sister.
16. ... (do) his homework Tom looked through the window several times.
17. The work ... (do) was very interesting.
18. Everything ... (write) on the blackboard is correct.
19. ... (write) the letter Olga thought about her summer holidays.

Упражнение 4. Перепишите предложение, используя причастный оборот (или причастие) вместо придаточного предложения.

ПРИМЕР

The old castle, which was built five hundred years ago, belongs to the university. Старый замок, который был построен 500 лет назад, принадлежит университету.

= The old castle built five hundreds ago belongs to the university. Старый замок, построенный 500 лет назад, принадлежит университету.

1. The holidaymakers who were wearing light clothes walked along the beach.
2. The lands that were discovered by Columbus were rich in gold.
3. The children who were excited by the news shouted "Hoorah" three times.
4. The hedges that divided the fields were getting yellow.
5. The young lady who was standing at the door looked very attractive.
6. The two banks which were connected by a bridge were high and looked dangerous.
7. Betty Smith heard the noise of a child who was crying.
8. He entered the yard and smelt something that was burning.

Упражнение 5. Translate into English.

- situate – располагать

- divide – разделять
  - connect – связывать
  - excite – возбуждать
  - cover (with/by) – покрывать
  - What do we call – Как мы называем людей
1. Города, расположенные на побережье, часто являются портами.
  2. Поля, разделенные живыми изгородями, всегда выглядят очень привлекательно.
  3. Места, связанные с Шекспиром, находятся главным образом в Стратфорде-на-Эйвоне.
  4. Как мы называем людей, живущих в Шотландии и говорящих на шотландском диалекте?
  5. Дети, взволнованные цирковым представлением, решили стать акробатами.
  6. Есть ли в Британии местности, покрытые лесами?

Упражнение 6. Translate into English.

1. Птица, сидящая на дереве, воробей.
2. На дереве сидит воробей.
3. Изгородь, разделяющая наши сады, старая.
4. Ее нужно сломать. (must be)
5. Спрятанное письмо нашли дети.
6. Письмо, написанное мной, только что отправлено.
7. Сломанные игрушки лежат в коробке.
8. Эти игрушки сломали дети.
9. Спящую собаку зовут Рекс.

Упражнение 7. Translate into English.

1. Лицо, нарисованное на бумаге, похоже (look like) на тебя.
2. Его не видели вчера в школе.
3. Ему следует позвонить.
4. Человек, сидящий в кресле, мой отец.
5. Письмо было отправлено вчера.
6. Мальчики, идущие в школу, мои друзья.
7. Мальчики идут в школу.
8. Человек, посланный тобой, только что пришел.
9. Восхищенный пейзажем, я стоял на берегу озера.

Комплект оценочных заданий № 13 по Теме 13 Я хочу быть техником (Аудиторная самостоятельная работа).

Название:

Лексический материал по теме.

Грамматический материал:

- формы герундия и его функции в предложении;

- герундиальные конструкции

Сочинение на тему: «Я - техник»

Лексические задания.

1. Прочитайте и переведите текст.

MY FUTURE PROFESSION

"The correct choice of profession allows you to realize their creative potential, to avoid disappointment, to protect yourself and your family from poverty and insecurity".

Victor Hugo

DESCRIPTION OF THE PROFESSION

The profession of mechanic in today's world, the technological process has a wide profile, so popular and very in demand. Workers-auto mechanics perform maintenance and repair of motor vehicles, monitor the technical condition of vehicles with the help of special diagnostic equipment and can drive in motor vehicles. People working in the specialty of mechanic, must be physically strong, tough, have good vision and coordination.

#### HISTORY OF THE PROFESSION

The first car appeared in the middle of the XVIII century in countries where previously only appeared transport, able to move independently. Since then self-moving mechanisms for changing and improving. But any mechanism needs timely maintenance and repair, requiring specially trained and well-versed in car design people. So there was a profession MECHANIC.

The very first runaway strollers appeared in the 18th century in different countries of the world. For a long time they were modified and improved. But, like any mechanism, they are required to maintain and repair in case of breakage. This could be done only by people who are well versed in the inner workings of the car. So there is a new profession mechanic.

#### THE SOCIAL SIGNIFICANCE OF THE PROFESSION IN SOCIETY

In the modern world the mechanic profession is very popular, as the streets are crowded with vehicles of Russian and foreign *производства*. Thanks to the work of the mechanic life of the vehicle increases significantly, which in turn reduces the risk of traffic accidents and ensures the safety of drivers on the roads.

#### THE POPULARITY AND UNIQUENESS OF THE PROFESSION

Despite the fact that the profession mechanic is fairly common, it is still popular in large cities with multi- million populations and regions of the country. The employment agencies personnel, as well as Newspapers and Internet sites that deal with finding and delivering work, you can always find the position of auto mechanic. As in any other profession, the most important criterion is the qualification and experience of the employee. Therefore, engineers are constantly improving their knowledge and skills.

#### THE RISKS OF THE PROFESSION

The job of a mechanic is associated with heavy physical loads, so it is not recommended to people suffering from diseases of musculoskeletal apparatus, respiratory organs, cardiovascular and nervous system.

An auto mechanic (car mechanic) — a worker performing the repair and maintenance of automobile transport, as well as exercising control over technical the condition of the vehicles using diagnostic equipment and devices, such as dynamometer, scanner, etc.

In our time the mechanic profession is very in demand in the modern world, where the streets through the millions of cars of Russian and foreign production.

#### REQUIREMENTS FOR PROFESSIONAL TRAINING

##### THE MECHANIC SHOULD KNOW:

- safety;
- device principles of operation of the repaired equipment, power systems, machines, machines;
- the properties of processed materials, anti-rust greases and oils;
- methods of restoration of worn parts;
- the technical requirements for the testing, adjustment and acceptance of the units, mechanisms and equipment after repair;
- the device and methods of using special devices and measuring instruments; mathematics and physics.

### PROFESSION IN MODERN TIMES

Today the mechanic profession and actual demand. Quality work mechanic allows to increase terms of operation of the vehicle, to carry out timely prevention of its functional condition, which ensures road safety.

#### TIPS

The majority of auto service workers are the auto mechanics and car mechanics. More versatile than these professionals, the more they are in demand, since the same people can perform repair and troubleshoot minor problems. In small workshops, mostly are generalists in every sense of the word: they do everything from beginning to end. In the service station are not accustomed lazy and temporary workers, but he generously rewards those who finds the strength and desire to work.

#### MY ADVICE

Check if you are allergic to oils, dust. If you have health problems, choose another profession. A real mechanic obsessed with the technology, if you this obsession is not, then the profession is not for you - mechanic - profession is very responsible, because a mistake can cost lives. The main thing in the profession of auto mechanic, patience and ingenuity, they help in the repair of the car. After the training, you can work in the garage, and in the future even open a business.

#### REMEMBER!

To become an excellent specialist service need to be: obsessed with a passion for technology; balanced; responsible; persistent; friendly.

The mechanic conducts the technical condition of the car using diagnostic equipment. Therefore, the computer knowledge required.

The car is of great material value, so the mechanic needs when the execution of the works to exercise the utmost caution and precision to avoid damage to the commodity and the look of the car.

When the execution of the works mechanic have to deal with the contaminated parts and mechanisms, as well as to breathe the air impregnated with the fumes of petroleum products (fuels and lubricants) and car exhaust fumes.

The mechanic must constantly improve their professional skills and knowledge of the car market. Follow all the innovations and advanced technologies in the global automotive industry.

## 2. Прочитайте и переведите текст.

### AUTOMECHANIC

In the age of high-speed vehicles without auto mechanic profession is necessary. Who else but he finds the cause of the problem and eliminate it. In a car repair specialist can perform a variety of jobs. Currently, automotive organizations involved in both the elimination of a small car breakdown and cosmetic repairs and complete restoration of the broken machinery. Vostrebovannost profession

It is claimed

Currently, the profession mechanic is considered very popular in the labor market. Many companies and many businesses are in need of qualified specialists in this area, because the industry is developing rapidly, and experts have yet to receive an education.

Description

To work in a profession mechanic, just knowing the device car. Here it is necessary to know the types of faults and how to overcome them needed skills diagnostic equipment, knowledge of the correct disassembly and assembly of units and units of the automobile. Naturally, the quality of the work of the independent expert, many lives. Therefore, to work in the service station, depot and garage workshops taking only professionals.

The uniqueness of the profession

Pretty common

Most respondents believe that the profession mechanic can not be called rare in our country, it is quite common. For several years in the labor market there is demand for the profession mechanic, despite the fact that the professionals each year produced a lot.

Labor obligations

Auto mechanic performing a range of works. It repairs (fuel equipment, anti-lock braking system, the internal combustion engine, as well as components and assemblies). It is also engaged in maintenance mechanic. It fulfills the regulation mechanisms or makes replacement of defective mechanical parts.

Type of work

Chance of physical labor

As the results of the survey, mechanic profession involves mostly physical labor. Auto mechanic should have a good physical preparation, high power endurance and good health.

Features career

To become a professional mechanic and be in demand in the labor market, it is not enough just to learn this profession. It is necessary to gain experience, realize in practice the principle of specialization. Career growth depends on the mechanic capacity in the market organization in which he works. A professional mechanic can get a solid salary. Quality work of this expert will raise the image of the organization and will bring new customers.

Career Opportunities

Opportunities enough

The vast majority of members of the profession mechanic believe that they have enough opportunities to move up the career ladder. If such a goal at ordinary skill there is, it is quite possible to take a leadership position in this area.

Feature employee

To work with machines and mechanisms, a specialist will need not only physical endurance, but also patience, thoughtfulness and meticulous in finding the causes of faults. Often, customers are turning to car repair after an accident or a traffic accident. Naturally, interpersonal communication is not always formed in a polite manner. It is therefore important for the mechanic not to lose the customer, to be able to find a common language with him.

Suitable for profession

Men

Profession mechanic in our society belongs to the category "male professions". Of course, this does not mean that women are prohibited from working auto mechanic. Just this profession is physically strenuous or rough for women

3. Прочитайте и переведите текст, выполните задания.

### My profession

Exercise 1. Say if you chose your future profession yourself or you followed somebody's advice. What arguments did you take into consideration?

Exercise 2. Read the text and try to understand the meanings of the underlined words and word combinations.

### Car mechanic

A car mechanic (or car mechanic in British English and motor mechanic in Australian English) is a mechanic who specializes in automobile maintenance, repair, and sometimes modification. The mechanic may be knowledgeable in working on all parts of a variety of car makes or may specialize

either in a specific area or in a specific make of car. In repairing cars, their main role is to diagnose the problem accurately and quickly. They often have to quote prices for their customers before commencing work or after partial disassembly for inspection. The mechanic uses both



electronic means of gathering data and their senses. Their job may involve the repair of a specific part or the replacement of one or more parts.

Basic vehicle maintenance is a fundamental part of the mechanic's job in some countries. Preventative maintenance is also a fundamental part of the mechanic's job, but this is not possible in the case of vehicles that are not regularly maintained by the mechanic. One misunderstood aspect of preventative maintenance is "scheduled replacement" of various parts, which occurs before failure to avoid far more expensive damage. Because this means that parts are replaced before any problem is observed, many vehicle owners will not understand why the expense is necessary.

With the rapid advancement in technology, the mechanic's job has evolved from purely mechanical, to include electronic technology. Because vehicles today possess complex computer and electronic systems, mechanics need to have a broader base of knowledge than in the past. The term "auto mechanic" is being used less and less frequently and is being replaced by the title "automotive service technician". Fading quickly is the day of the mechanic, who needed little knowledge of today's computerized systems. Most automobile dealerships now provide sophisticated diagnostic computers to each technician, without which they would be unable to diagnose or repair a vehicle.

Exercise 3. Match a–g with 1–7.

- a) preventive maintenance 1) диагностировать
- b) maintenance 2) профилактическое обслуживание
- c) repair 3) поломка, отказ
- d) to diagnose 4) замена
- e) partial disassembly 5) ремонт
- f) replacement 6) обслуживание
- g) failure 7) частичная разборка

Exercise 4. Put in prepositions where necessary.

1. A car mechanic specialises ... automobile repair.
2. Mechanics should be knowledgeable in working ... all parts of cars.
3. This job involve the replacement ... some parts.
4. Nowadays mechanics need to have more knowledge than ... the part.

5. Most dealerships provide diagnostic computers ... each technician.

Exercise 5. Find the passages in the text above for which the next word combinations would be the key words:

1. car mechanic's job
2. electronic technologies
3. vehicle maintenance

Exercise 6. Answer the questions.

1. What is a car mechanic called in Australian English?
2. What are the main functions of the car mechanic?
3. Does the mechanic's job include electronic technology?
4. Do most automobile dealerships now provide sophisticated diagnostic computers to each technician?

Exercise 7. Give some reasons for your professional choice. You may use the following phrases: to be fond of automobiles; to be well-paid; to give prospects for career growth; to involve electronic technology; to require much knowledge.

Example: I chose this profession because I like machinery.

Exercise 8. Do you agree that the mechanic's job include electronic technologies?

Discuss it, agreeing and giving arguments.

### Car mechanic's skills

Exercise 1. Read the text and try to understand the meaning of the underlined words and word combinations.

Car mechanics repair and maintain cars. Some mechanics work on all parts of any car, while others specialise in one area or on one type of car. The most challenging aspect of car repair is often the mechanic's favourite part: diagnosing the problem. Speed and accuracy in diagnosis and quoting prices to the customer are crucial if the mechanic intends to keep long-term clients. The mechanic examines the engine while it is running (if possible) to see if his initial assumptions are correct.

Electronic diagnostic equipment is useful but the good mechanic can tell a lot by using eyes, ears, a nose as he searches for problems. Sometimes he repairs parts, but if the part is worn or damaged, he replaces it. Some mechanics compare their field to that of the physician, because most people come to them only when their car is in dire straits. When people come in for an automotive check-up, mechanics often replace worn parts before they become hazardous to the driver, even though drivers can be suspicious of mechanics who recommend the replacement of parts that haven't stopped functioning.

The best mechanics have mastery of a wide variety of integrated skills: electrical systems (a car's wiring is more complicated than an average home's); computerised electronics (a television set seems simple by comparison); fuel system (a car's "plumbing" is a Byzantine maze of tubes). Car mechanics proudly compare themselves to doctors, since they mainly see people with complaints; but whereas the human body and its problems have remained essentially unchanged for millennia, the designs of cars change every year. As a result, the job requires more preparation than ever before.

More and more, cars are controlled by electronic instruments, so mechanics are using computers constantly. "Computers have become as much a part of the tool box as wrenches," said one mechanic.

Most car mechanics start in an automotive repair school, then work full time at the same dealerships. They read trade papers daily to know about of changes and trends in their industry. As they gain experience they can move into higher-paying, specialised positions. They can also rise to the ranks of supervisor or manager, particularly if they have strong interpersonal skills to calm cranky customers who are displeased by high service bills and inconvenience.

Exercise 2. Match a-l with 1-12.

- |                                    |   |
|------------------------------------|---|
| a) diagnosis                       | 1) топливная система                        |
| b) long-term clients               | 2) изношенные детали                        |
| c) examine                         | 3) диагностика                              |
| d) electronic diagnostic equipment | 4) постоянные клиенты                       |
| e) worn parts                      | 5) осматривать                              |
| f) replace                         | 6) электронное оборудование для диагностики |
| g) mastery                         | 7) заменить                                 |
| h) maintain                        | 8) мастерство                               |
| i) fuel system                     | 9) обслуживать                              |
| j) wrench                          | 10) гаечный ключ                            |
| k) interpersonal skills            | 11) коробка с инструментами                 |
| l) tool box                        | 12) умения межличностного взаимодействия    |

Exercise 3. Fill in the missing letters in the words.

Rep .. r, me .. anic, diagnos .. , repl .. e, maste .. , t .. l, experien .. ,  
ma . nta . n, cl .. nt, e . am . ne, en .. ne, dr . v . r.

Exercise 4. Using the information from the text, make up the list of operations which car mechanics must perform. Write them down into your exercise-books.

Exercise 5. Make the following sentences negative.

1. Teachers repair and maintain cars.
2. If the part is worn, a car mechanic replaces it.
3. The easiest aspect of car repair is diagnosing the problem.
4. Car mechanics compare themselves to painters.
5. Mechanics are using chalk constantly.

Exercise 6. Answer the following questions.

1. Which of the operations (exercise 5) can you manage?
2. Do you agree that “electronic diagnostic equipment is useful but the good mechanic can tell a lot by using eyes, ears, a nose as he searches for problems”. Explain your point of view.
3. Why do car mechanics compare themselves to doctors? What is similar and what is different in their work?
4. What is the way car mechanics can move into higher-paying positions?

Exercise 7. Choose from the list below characteristics, which you consider necessary in your profession, add others if necessary.

Accurate, tolerant, patient, sociable, good-mannered, exact, cautious, attentive, hardworking, scrupulous, sharp, widely-read, competent, organised, impulsive, impatient, balanced.

Exercise 8. Read the information below, agree or disagree. Prove your point of view. Car mechanics can rise to the ranks of supervisor or manager, particularly if they have strong interpersonal skills to calm cranky customers who are displeased by high service bills and inconvenience.

Exercise 9. Name some positive and negative aspects of your profession.

Example: This job is well-paid, but it requires significant physical efforts.

Exercise 10. Work in pairs. Make up a dialogue about positive and negative aspects of your profession, using the phrases:

On the one hand... but on the other... (С одной стороны..., а с другой...)

I can't agree... (Я не могу согласиться...) As far as I know ... (Насколько я знаю...)

You are right but... (Вы правы, но...) At the same time ... (В то же время...)

Quite the opposite... (Совсем наоборот...) I don't think so ... (Я так не думаю...)

Exercise 5. Complete the resume, using the words and word combinations below.

- US
- A position of an automotive mechanic
- Married
- Over 12 years of experience in auto body (кузов) repair operations, customer service, general tune-up and maintenance
- Diagnose and repair all types of vehicles
- 1998 – Denver Community College

- Specialised in brake system repair. Worked well unsupervised
- Automotive Service Excellence (ASE). Received 5 “Gold Seal” awards for excellence in repair and customer service
- Repaired damaged lorries and ordered parts

Henry Talbot

3495 Poplar Lane

Denver, CO 55555

1-555-555-1212

henryt@email.com

Personal Information

Marital status: ...

Nationality: ...

Objective: ...

Summary of Skills: ...

Employment History

Perry Motors Denver, CO 2003 – Present

Mechanic

Responsibilities: ...

Hudson Motors Denver, CO 2000 – 2003

Lorry Mechanic

Responsibilities: ...

Jordan Automotive Denver, CO 1998 – 2000

Trainee (стажер) Mechanic

Responsibilities: ...

Certifications: ...

Education: ...

3. Составьте рассказ о своей будущей профессии, используя пример монологического высказывания:

My profession is a mechanical engineer

In the future I wish to be a mechanical engineer. It is the future profession which I wish to aspire for. The profession itself is very difficult; it requires the knowledge of the principles of physics, maternal sciences, which is used for analysis, of design, of manufacturing, and of maintenance of mechanical systems. Besides that is requires a general understanding of core concepts such as of mechanics, kinematics, thermodynamics, and structural analysis. Mechanical engineers have to use these core principles along with tools like computer-aided engineering and product lifecycle management to design and analyze manufacturing plants, industrial equipment and machinery, heating and cooling systems, transport systems, aircraft, watercraft, robotics, medical devices and more.

It is a job that requires the knowledge in many fields. And although it may be a hard one, I will work and study hard to become a mechanical engineer!

Составить резюме по образцу:

Personal information	First name/ Surname Address Telephone E-mail
Personal Details	Date of birth: Marital status: Children:
Summary of Qualifications	

Education	
Additional Education	
Professional Experience	
Additional skills	Languages:
	Computer skills:
	Driving License:
References	

### Грамматические задания.

Упражнение 1 (повторение). Образуйте герундий от глагола в скобках и переведите предложение.

- Start ... about pleasant things — and you'll be happy! (think)
- Americans enjoy ... houses and ... to new places. (change/ move)
- Would you like to go ... in the sea? (sail)
- Most people enjoy ... in the sun. (lie)
- I haven't had my lunch yet. Do you mind ... outside for ten minutes? (wait)
- John likes ... at a high speed. (drive)
- Stop ... about your troubles. (worry)
- Jack was proud of ... the first prize for.... (get/ jump)
- Helen was so angry that she left without... a word. (say)

Упражнение 2. Выберите предлог.

- Read the rule ... writing the exercise. (after, before, by the time)
- Diana is fond ... collecting posters of pop singers. (for, to, of)
- Betty likes art very much and she is keen ... visiting art galleries. (in, on, about)
- Black is tired ... painting the wall. He has been working for 5 hours. (of, after, for)
- Susan is clever ... learning English. (of, for, at)
- I don't understand how David can fish for hours ... catching anything. (with, without, on)
- Kate bought a book ... buying an umbrella. (but, without, instead of)
- ... visiting the British Museum the tourists were very much impressed. (After, Before, Instead of)
- I can't get used ... getting up early. ( for, with, to)
- ... hearing the news Mr White felt pleased. (On, With, By)
- We were fascinated ... Ella's singing Russian songs. (by, about, on)
- I like the idea ... visiting St. Petersburg this summer. (of, to, about)
- Jack answered the examiners' questions ... thinking and later he regretted it. (without, instead of, with)
- Thank you ... helping us In troubles. (about, by, for)
- My friends and I dream ... going to England. (to, of, for)
- Children went for a walk ... switching off the light. (with, without, before)
- We were surprised ... meeting Alice at the theatre. She was going to stay at home on that day. (at, by, with)
- Sorry ... interrupting you, but could you show me the way to the nearest cinema? (for, at, of)

We have improved our English ... learning the new words and rules every day. (by, for, with)

Pamela is looking forward ... visiting London again. (to, on, about)

Упражнение 3. Переведите предложения на русский язык.

She is very good at baking.

He was afraid of speaking to strangers.

I am looking forward to going on holiday.

I thanked her for helping me.

He thinks of buying a new car.

He gave up the idea of visiting New York.

He congratulated his friend on entering the institute.

I succeeded in translating this difficult text.

They suspected him of lying to them.

After checking the students' papers, the teacher left the classroom.

She has always dreamt of going abroad.

He persisted in solving that difficult problem.

They accused him of having robbed their house.

My happiness depends on your loving me.

I object to lending money to him.

They felt like crying.

She must apologize to him for wasting his time.

Nothing can prevent us from visiting our grandparents this summer.

They got used to much coffee.

I am used to drinking a glass of juice in the morning.

Упражнение 4. Раскройте скобки, употребляя герундий. Объясните, почему в данном случае надо употребить герундий.

The doctor insisted on (send) the sick man to hospital.

He was good at (repair) cars.

She was sorry for (come) late.

The children ran out the room and began (play).

He seemed sorry for (be) rude.

The girl had no talent for (dance).

After (check) the students' papers, the teacher handed them back.

Excuse her for (break) her cup.

She was proud of (win) the prize.

She accused the boy of (steal) her purse.

I don't mind (open) the window.

I objected to my mother (do my room).

They enjoy (watch) her dancing.

She doesn't feel like (see) him.

She never approved of her daughter (drink) so much coffee.

She hates (be photographed) because she thinks that she is not beautiful.

Упражнение 5. ПЕРЕВЕДИТЕ

I avoided speaking to him.

She burst out crying.

She couldn't help smiling.

I suggest going for a walk.

He denied having met him.  
 Excuse my being late.  
 Forgive my interfering.  
 I put off buying computer.  
 I can't imagine George riding a motor bike.  
 She practices speaking English every day.  
 Have you ever considered going to live in another country?

Упражнение 6. Образуйте герундий от глагола в скобках и переведите предложение.

It's no use (explain) this difficult problem to Tom. He won't understand.  
 These educational articles are worth (read).  
 I can't help (laugh) when I watch a comedy.  
 My parents had no idea of my (come) back so soon.  
 The girls were busy (pack).  
 I don't mind (have) a cat in the house.  
 I am busy (clean) the flat.  
 She burst out (cry).  
 They burst out (laugh).

Why do you avoid (speak) to me?

Упражнение 8. Замените придаточные предложения герундиальным оборотом с предлогом.

Thank you that you invited me to the theatre.  
 The woman insisted that her husband should consult the doctor at once.  
 The thought that he had missed the party made him unhappy.  
 The teacher insisted that the students should come after the lessons for a meeting.  
 Helen suggested that they should go on a trip.  
 I don't mind if the children go to the station with me.

Упражнение 7. Переведите предложения с герундием на английский язык.

Я настаиваю на том, чтобы помочь ей.  
 Он отрицал, что видел ее.  
 Она боится получить плохую оценку.  
 Мои родители подумывают о том, чтобы поехать в Италию.  
 Перестань плакать.  
 Она не одобряет, что ее дети так много времени смотрят телевизор.  
 Он простил ее за то, что она не писала ему.  
 Он бросил курить.  
 Вы не возражаете, если я приеду немного позже?  
 Продолжайте писать.

Упражнение 8. Переведите предложения с герундием на английский язык.

Я не могу не плакать, когда читаю эту историю.  
 Я не могу не смеяться, когда смотрю этот фильм.  
 Он с нетерпением ждет, когда они приедут.  
 Мы стараемся избегать делать покупки в выходные.  
 Я не расположен делать эту работу сегодня.  
 Моя сестра гордится, тем что умеет говорить по- французски.  
 Родители часто сердятся на меня, за то что я много играю в компьютер.  
 Ты уже закончила мыть посуду?  
 Она всегда мечтала о жизни в маленьком домике около моря.

Ее не нравилось жить в старом доме.

Упражнение 9. Make infinitives (add “to”) or gerunds (add “-ing”) of the verbs in brackets to make the following sentences grammatically correct.

1. When I'm tired, I enjoy ... television. It's relaxing. (watch)
2. It was a nice day, so we decided ... for a walk. (go)
3. It's a nice day. Does anyone fancy ... for a walk? (go)
4. I'm not in a hurry. I don't mind ... (wait)
5. They don't have much money. They can't afford ... out very often. (go)
6. I wish that dog would stop ... It's driving me mad. (bark)
7. Our neighbour threatened ... the police if we didn't stop the noise. (call)
8. We were hungry, so I suggested ... dinner early. (have)
9. Hurry up! I don't want to risk ... the train. (miss)
10. I'm still looking for a job but I hope ... something soon. (find)

#### 4.1.2. ПИСЬМЕННАЯ ПРОВЕРКА

Письменная проверка №1 по Теме 2 История развития автомобилестроения (Аудиторная самостоятельная работа).

#### КОНТРОЛЬНАЯ РАБОТА №1

##### The early days of the Automobile

1. One of the earliest attempts to propel a vehicle by mechanical power was suggested by Isaac Newton. But the first self-propelled vehicle was constructed by the French military engineer Cugnot in 1763. He built a steam-driven engine which had three wheels, carried two passengers and run at maximum speed of four miles. The supply of steam lasted only 15 minutes and the carriage had to stop every 100 yards to make more steam.

2. In 1825 a steam engine was built in Great Britain. The vehicle carried 18 passengers and covered 8 miles in 45 minutes. However, the progress of motor cars met with great opposition in Great Britain.

3. In Russia there were cities where motor cars were outlawed altogether. When the editor of the local newspaper in the city of Uralsk bought a car, the governor issued these instructions to the police: «When the vehicle appears in the streets, it is to be stopped and escorted to the police station, where its driver is to be prosecuted».

4. From 1860 to 1900 was a period of the application of gasoline engines to motor cars in many countries. The first to perfect gasoline engine was N. Otto who introduced the four-stroke cycle of operation. By the time motor cars got a standard shape and appearance.

In 1896 a procession of motor cars took place from London to Brighton to show how reliable the new vehicles were.

The cars of that time were very small, two-seated cars with no roof, driven by an engine placed under the seat. Motorist had to carry large cans of fuel and separate spare tyres, for there were no repair or filling stations to serve them.

After World War 1 it became possible to achieve greater reliability of motor cars, brakes became more efficient. Multi-cylinder engines came into use; most commonly used are four-cylinder engines.

5. Gradually the development of vehicles driven by international combustion engine – cars, as they had come to be known, led to the abolition of earlier restrictions. Huge capital began to flow into the automobile industry.

From 1908 to 1924 the number of cars in the world rose from 200 thousand to 20 million; by 1960 it had reached 60 million!

6. There are about 3,000 Americans who like to collect antique cars. They have several clubs such as Antique Automobile Club. Collectors can also advertise in the magazine published by



their clubs. The best collection-100 old cars of great rarity – is in possession of William Harrah. He is very influential in his field. The value of his collection is not only historical but also practical: photographs of his cars are used for films and advertisements.

1. Переведите письменно первые два абзаца
2. Закончите предложения, выбрав их из текста
  - 1) In ..... a steam engine was built in Great Britain.
  - 2) From 1860 to 1900 was a period of the application...
  - 3) The cars of that time were very small...
  - 4) Multi-cylinder engines came into use, most commonly used are...
  - 5) The best collection-100 old cars of great rarity –...

3. Найдите в тексте следующие эквиваленты:

Автомобиль, механическая мощность, самоходные, был построен, паровой двигатель, колеса, пассажиры, бензиновый двигатель, четырехтактный цикл работы, двухместный автомобиль, автомобильная промышленность, собирают старинные автомобили, реклама, отдельные запасные шины, многоцилиндровый двигатель, ремонт.

4. Ответьте на вопросы по тексту:

1. Who was the earliest attempt to propel a vehicle by mechanical power suggested by?
2. Who was the first self-propelled vehicle constructed by? What did he build?
3. Why was the driver to be prosecuted in Russia?
4. Who introduced the four-stroke cycle of operation?
5. What was a period from 1860 to 1900?
6. What were the cars of that time?
7. Whose was the best collection - 100 old cars of great rarity?

Задание 3. Раскройте скобки, употребляя требующуюся форму прилагательного.

1. We should eat (healthy) food.
2. Today the streets aren't as (clean) as they used to be.
3. It's (bad) mistake he has ever made.
4. This man is (tall) than that one.
5. Asia is (large) than Australia.
6. The Volga is (short) than the Mississippi.
7. Which building is the (high) in Moscow?
8. Mary is a (good) student than Lucy.
9. The Alps are (high) than the Urals.
10. This garden is the (beautiful) in our town.
11. She speaks Italian (good) than English.
12. Is the word "newspaper" (long) than the word "book"?
13. The Thames is (short) than the Volga.
14. The Arctic Ocean is (cold) than the Indian Ocean.
15. Chinese is (difficult) than English.
16. Spanish is (easy) than German.
17. She is not so (busy) as I am.
18. It is as (cold) today as it was yesterday.
19. She is not so (fond) of sports as my brother is.
20. Today the weather is (cold) than it was yesterday.
21. This book is (interesting) of all I have read this year.
22. January is the (cold) month of the year.
23. My sister speaks English (bad) than I do.
24. Which is the (hot) month of the year?

25. Which is the (beautiful) place in this part of the country?

Письменная проверка №2 по Теме 6 Моя будущая профессия, карьера (Аудиторная самостоятельная работа).

### КОНТРОЛЬНАЯ РАБОТА № 2

Tenses (Active voice)

Вариант 1

Задание 1. Раскройте скобки и поставьте глагол в нужную временную форму.

1. In 2002 John (to visit) Moscow with a group of friends.
2. Cats usually (to eat) a lot?
3. When you (to meet) Jane?
4. When her husband (to come) home Anne (to watch television).
5. Mr. Green (to tell) about his experiment tomorrow at 4 o’
6. Bill (not/to arrive) yet.
7. Listen? You (to hear) those people net door? They (to sing) a new song.
8. Once a month Caroline (to go) to the hairdresser’s to have her hair cut.
9. You (ever/to be) in France?
10. Jill (not/to be) in London last year.

Задание 2. Образуй вопросительные предложения:

Jack loves Jill. Does Jack love Jill?

1. They came to a village.
2. The children have had breakfast.
3. You have heard of him.
4. She will do her best.
5. The cat was lying under the table.
6. She knows English well.

Задание 3. Измени вопросительные предложения в утвердительные:

Does he love her? He loves her.

1. Has he drunk all the whisky?
2. Does Graham speak Spanish?
3. Have they sold their old car?
4. Did she visit Tom every day?
5. Has she changed much?

Задание 4. Составьте вопросы к предложениям с данными вопросительными словами:

1. She doesn’t like English food. What .....
2. Something fell on the floor. What .....
3. We used to live in a small village. Where .....
4. He’s been studying in London since November. How long .....
5. I have already seen Dracula. When .....
6. I’ll have to borrow 10 pounds from Nick. Who .....
7. There are a lot of words of French origin in English. Why .....
8. I think he’s at home now. Where .....

9. The British national flag is called Union Jack. What ..... ?  
 10. The weather was nasty yesterday. What ..... ?

### Вариант 2

Задание 1. Раскройте скобки и поставьте глагол в нужную временную форму.

1. He (to be) never for his work.
2. David is a good friend of mine. I (to know) him since I was six years old.
3. Next Saturday Peter (to take) Mary to the theatre.
4. Last year Bob (to travel) to Australia.
5. At the moment I need to concentrate. I (to do) a grammar exercise.
6. Marie only has half an hour for lunch so she (to have) a sandwich.
7. Tom is writing an import report. He (already/to write) four pages.
8. He (to finish) his second book by the end of 1988?
9. Before John (to get) on the plane he (to buy) a book to read during the flight.
10. Julie (not/to like) fish.

Задание 2. Образуй вопросительные предложения:

Jack loves Jill.            Does Jack love Jill?

1. She speaks French.
2. Bob has met your sister.
3. The wind was blowing hard.
4. He has played tennis for two years now.
5. I am right.
6. She brought him a glass of water.

Задание 3. Измени вопросительные предложения в утвердительные:

Does he love her?            He loves her.

1. Will they come tonight?
2. Has Tom painted this portrait?
3. Do you want to go to Paris?
4. Have the girls gone home?
5. Did they go home at six o'clock?

Задание 4. Составьте вопросы к предложениям с данными вопросительными словами:

1. I like reading books. What ..... ?
2. I've got two dogs and a cat. How many ..... ?
3. I visited Paris last year. .... or London?
4. I've got an expensive car. What ..... ?
5. I bought this umbrella on Monday. When ..... ?
6. John came late last night. Who ..... ?
7. Fish live in water. Where ..... ?
8. I've sent her some flowers. What ..... ?
9. We bought some some fruit and cakes for the party. Why ..... ?
10. I never get up early. What time ..... ?

### Вариант 3

Тест 1.

Определите название формы по приведенным примерам.

- |                            |                             |
|----------------------------|-----------------------------|
| 1. has taken               | 14. are answering           |
| 2. is lost                 | 15. will have helped        |
| 3. will be coming          | 16. were being built        |
| 4. have been reading       | 17. shall have been shown   |
| 5. understood              | 18. had won                 |
| 6. understood              | 19. should be leaving       |
| 7. should be considered    | 20. will be invited         |
| 8. should realize          | 21. had been reached        |
| 9. were applauding         | 22. would have been closed  |
| 10. will have been working | 23. is being asked          |
| 11. has been called        | 24. will appreciate         |
| 12. should have bought     | 25. would have been talking |
| 13. had been playing       | 26. were sent               |

### Тест 2

Образуйте соответствующие формы от данных глаголов.

- |  |  |
|--|--|
| 1. Past Continuous (swim)                    | 6. Present Perfect Continuous (walk)             |
| 2. Future Perfect (learn)                    | 7. Past Simple (stand)                           |
| 3. Present Simple (cut)                      | 8. Present Simple Passive (do)                   |
| 4. Past Continuous Passive (construct)       | 9. Future Perfect Passive (read)                 |
| 5. Future Continuous (watch)                 | 10. Future Simple Passive (lose)                 |
| 11. Future-in-the-Past Continuous (find)     | 20. Past Simple Passive (meet)                   |
| 12. Present Perfect (wait)                   | 21. Future Perfect Continuous (work)             |
| 13. Past Perfect Passive (see)               | 22. Future-in-the-Past Simple (get)              |
| 14. Future Simple (decide)                   | 23. Present Perfect Passive (write)              |
| 15. Present Continuous Passive (invent)      | 24. Past Perfect Continuous (organize)           |
| 16. Future-in-the Past Simple Passive (hear) | 25. Future-in-the-Past Perfect (bring)           |
| 17. Past Perfect (begin)                     | 26. Future-in-the-Past Perfect Continuous (fish) |
| 18. Future-in-the Past Perfect Passive (use) |  |
| 19. Present Continuous (have)                |  |

### Вариант 4

Задание 17. Поставьте глаголы в нужную форму.

- Where are your parents? - They \_\_\_\_\_ (watch) TV.
- Sue always \_\_\_\_\_ (arrive) at work early.
- Tom was tired last night so he \_\_\_\_\_ (go) to bed early.
- Kate got married when she \_\_\_\_\_ (to be) 23.
- The phone \_\_\_\_\_ (ring) while Ann \_\_\_\_\_ (cook) dinner.
- Mark and Liz are friends. They \_\_\_\_\_ (know) other since childhood.
- I \_\_\_\_\_ (phone) you tomorrow!

8. The students \_\_\_\_\_ (have) different subjects at college.
9. They \_\_\_\_\_ (finish) the building of a summer house by last year.
10. Take the book. I \_\_\_\_\_ (read) it already.

Задание 18. Опровергните утверждения.

11. She is married. \_\_\_\_\_
12. She works in a supermarket. \_\_\_\_\_
13. They usually go to university by bus. \_\_\_\_\_
14. Yesterday at 7 o'clock she was playing tennis. \_\_\_\_\_
15. The students are discussing the film. \_\_\_\_\_
16. Mary came to the party. \_\_\_\_\_
17. They will go to south next summer. \_\_\_\_\_
18. He was an artist in the past. \_\_\_\_\_
19. He has written a report already. \_\_\_\_\_
20. He had passed all exams by last Monday. \_\_\_\_\_

Задание 20. Исправьте ошибки.

21. He don't go to school. He is only 5 years old.
22. He hasn't written a report yesterday.
23. The boy shall read a book tomorrow.
24. He study at college.
25. You sings well.
26. She doesn't eats after six o'clock.
27. She not like to cook very much.
28. We buy some new furniture yesterday.
29. He read a book when the telephone rang.
30. He didn't written a report by yesterday.

Раскройте скобки и поставьте глагол в нужное время.

1. He (watch) TV now.
2. He (prepare) lessons regularly.
3. He (too be) at home in this time.
4. They (buy) tickets to Moscow (already).
5. Look, now he (make) a mistake.
6. She (to be) always late for her lessons.
7. Have you (buy) the dictionary?
8. She (play) the piano well.
9. She (play) the guitar?
10. She not (play) the guitar?
11. She (play) the piano now.
12. She (play) the piano already.
13. My daughter often (look) at these pictures.
14. My grandfather (work) in the garden now.
15. I know you (sing) very well.
16. Listen, somebody (sing) in the next room.
17. I (read not) this article yet.
18. You friend (study) at music school.
19. She often (make) mistakes in English.
20. He (make) 3 mistakes in English.
21. – What is he doing? – He (speak) over the phone.
22. My mother (cook) dinner I your family?
23. My mother (cook) a cake in the kitchen.
24. – Let's bye a box of chocolates. – I (bye) it (already).
25. My mother (work) at the hospital.

26. My child (sleep) twice a day.
27. They (not go) to the south in summer.
28. They (prefer) to rest in the country.

Письменная проверка №3 по Теме 10 Оборудование при охране труда на транспорте (Аудиторная самостоятельная работа).

### КОНТРОЛЬНАЯ РАБОТА № 3

#### Modal verbs and their equivalents

##### 1 вариант

Задание 1. Translate into Russian:

1. If you don't take your umbrella, you can get wet through.
2. When Bob was a child he could play the piano wonderfully.
3. It can't be true.
4. May I have my test on Tuesday?
5. He might be ill. He too much yesterday.
6. It's 7 o'clock now. They must be at home now.
7. Do we have to stay in town the whole summer?
8. Children shouldn't smoke.
9. You oughtn't to eat cakes.
10. Parents must take care of their children.
11. We could take pictures in the museums.
12. He has to go to bed at 10 o'clock.

Задание 2. Выберите правильный модальный глагол:

1. The weather ... change tomorrow,  
a) may    b) must    c) should
2. She ... to finish school in a year,  
a) may    b) has    c) is
3. The water is cold, you ... swim,  
a) can    b) can't    c) must
4. I ... to cover the whole distance on foot,  
a) can    b) have    c) must

Задание 3. Определите, в каком предложении глагол "to have" является модальным:

1. She has a lot of work today.
2. She has to do a lot of work today.
3. She has done a lot of work today.

Задание 4.

- |                            |                             |
|----------------------------|-----------------------------|
| 1. She may come.           | a. Ей можно не приходить.   |
| 2. She couldn't come.      | b. Ей можно придти.         |
| 3. She must come.          | c. Ей не следует приходить. |
| 4. She had to come.        | d. Она должна придти.       |
| 5. She shouldn't come.     | e. Она не могла придти.     |
| 6. She'll be able to come. | f. Она сможет придти.       |

7. She needn't come. g. Ей не разрешают придти.  
 8. She isn't allowed to come h. Ей пришлось придти.

Modal verbs and their equivalents  
2 вариант

Задание 1. Translate into Russian:

1. Carol can speak three foreign languages.
2. Could you help me with my translation?
3. We were to meet at the railway station at 12 o'clock.
4. You may take a day off whenever you like.
5. Jim said he might go home for the holidays.
6. You must tell me the truth.
7. I have to do some shopping today.
8. You don't have to answer my question if you don't want to.
9. Students should be well prepared for every exam.
10. Do you think Paul ought to see the doctor?
11. We had to buy some food for picnic.
12. Mr. Smith must be in his office now.

Задание 2. Выберите правильный модальный глагол:

1. He ... speak three foreign languages,  
a) can b) may c) must
2. You ... work hard at your English if you want to know it.  
a) can b) may c) must
3. You ... not go out, the lesson is not over yet.  
a) can b) may c) have
4. He ... be in this room,  
a) must b) is c) has

Задание 3. Определите, в каком из предложений глагол "to be" является модальным:

1. She is a secretary.
2. She is in the office now.
3. She is working
4. She is to start work at 9 tomorrow.

Задание 4. Соотнесите английские предложения с русскими:

- |                              |                               |
|------------------------------|-------------------------------|
| 1. She may come.             | a. Ей можно не приходиться.   |
| 2. She couldn't come.        | b. Ей можно придти.           |
| 3. She must come.            | c. Ей не следует приходиться. |
| 4. She had to come.          | d. Она должна придти.         |
| 5. She shouldn't come.       | e. Она не могла придти.       |
| 6. She'll be able to come.   | f. Она сможет придти.         |
| 7. She needn't come.         | g. Ей не разрешают придти.    |
| 8. She isn't allowed to come | h. Ей пришлось придти.        |



1. Complete the following sentences using the most appropriate forms of the verbs.

1. Jack has got a headache. He ... sleep well recently.

- a) can't
- b) couldn't have
- c) hasn't been able to

2. I ... sleep for hours when I was a little girl.

- a) could
- b) am able to
- c) can

3. Tom ... play tennis well but he ... play a game yesterday because he was ill.

- a) couldn't, could
- b) can, was able
- c) can, couldn't

4. I didn't want to be late for the meeting. We ... meet at 5 sharp.

- a) were to
- b) had to
- c) could

5. Where are my gloves? — I ... put them on because it's cold today.

- a) can't
- b) have to
- c) needn't

6. You ... take an umbrella today. The Sun is shining.

- a) needn't
- b) mustn't
- c) can't

7. I'm sorry, you didn't invite me to your birthday party. You ... invite me next time.

- a) must
- b) should
- c) need to

8. Well, it's 10 o'clock. I ... go now.

- a) can
- b) has to
- c) must

9. You ... smoke so much.

- a) would
- b) can't
- c) shouldn't

10. We have got plenty of time. We ... hurry.

- a) must
- b) needn't
- c) should

2. Translate the sentences into English.

1. Вы должны бросить курить.
2. Вечеринка была замечательная. Вам следовало прийти.
3. Ты можешь решить эту проблему.
4. Тебе следует навестить своего больного друга.
5. Тебе следовало навестить своего больного друга, но ты не навещил.
6. Не хотите еще чая?
7. Я вынужден был сделать это.
8. Я не знаю, почему мы спешили. Нам не нужно было спешить.
9. Я бы хотел пойти с тобой.
10. Ты можешь делать все, что хочешь.
11. Ольге нужно уделить больше внимания занятиям по английскому языку.
12. Я не уверен, но возможно он неправ.
13. Ему разрешили взять машину своего отца в прошлую пятницу.
14. Я могу считать до 50 на испанском.

3. There is a mistake in each sentence. Correct the mistakes.

1. Actors may learn a lot of dialogues by heart.
2. Your glass is empty. Must I refill it?
3. Would I introduce Mr. Brown to you?
4. My sister can to play a few musical instruments.
5. Some years ago I didn't can speak English.

#### 4 вариант

#### Test "Modal Verbs"

1. Напишите модальные глаголы, имеющие следующие значения:

- a) должен обязательно, неизбежность;
- b) вынужденность (в силу непредвиденных обстоятельств);
- c) обусловленность планом, договоренностью;
- d) должен (следует по моему мнению, совету);
- f) следует, должен (это твой моральный долг);
- e) нет необходимости (нужды);
- g) реальная возможность, способность, умение;
- h) разрешение

2. Образуйте прошедшее время, где это возможно:

- |                       |                    |
|-----------------------|--------------------|
| can - ...             | be to - ...        |
| may - ...             | should - ...       |
| have to - ...         | be able (to) - ... |
| be allowed (to) - ... |                    |

3. Какие модальные глаголы имеют форму будущего времени? Укажите их.

4. Какой модальный глагол употребляется только в настоящем времени в отрицательной и вопросительной форме?

5. Выберите правильный глагол:

- 1) The bus didn't come and we ... go on foot.  
a) must b) had to c) should
- 2) I ... go and see the doctor at 11 o'clock tomorrow.  
a) must b) have to c) am to
- 3) The children ... play in the street.

- a) must not b) don't have to c) needn't  
 4) You ... buy this book. I have it.  
 a) needn't b) mustn't c) may  
 5) We ... speak English very well.  
 a) may b) can c) have to  
 6) ... you pass me the salt, please?  
 a) should b) could c) might  
 7) You ... knock before entering.  
 a) ought to b) are to c) have to  
 8) Ann has got a broken leg. But she ... play the piano.

6. Поставьте предложения в вопросительную и отрицательную формы:

- 1) I have to be at home by 10 o'clock.
- 2) John will be able to go to Washington next week.
- 3) She could make dinner when she was 10.

7. Попросите кого-нибудь сделать что-то для вас:

- 1) You close the window.

Вы спрашиваете разрешения сделать что-нибудь самому:

- 2) I close the window.

8. Переведите следующие предложения:

- 1) Ане пять лет. Она может петь и танцевать, но не умеет писать.
- 2) – Могу я одолжить твою ручку?  
 - Конечно. Бери.  
 - Спасибо.
- 3) Я не люблю вставать рано, но мне приходится.
- 4) Вам не нужно это делать.
- 5) Они должны приходить в школу вовремя.

Письменная проверка №4 по Теме 12 Инструкции по технике безопасности при ремонте и вождении автомобиля (Аудиторная самостоятельная работа).

#### КОНТРОЛЬНАЯ РАБОТА № 4

##### Вариант 1

1. Choose the right form of Participle.

1. Read the (translating, translated) sentences once more.
2. Name some places (visiting, visited) by you last year.
3. I picked up the pencil (lying, lain) on the floor.
4. She was reading the book (buying, bought) the day before.
5. Yesterday we were at a conference (organizing, organized) by the pupils of the 10th form.
6. (Taking, taken) the girl by the hand, she led her across the street.
7. It was not easy to find the (losing, lost) stamp.
8. I will show you a picture (painting, painted) by Hogarth.
9. Here is the letter (receiving, received) by me yesterday.
10. Do you know the girl (playing, played) in the garden?

2. Open the brackets using Participle I or Participle II.

1. (Проехав) 200 kilometers he decided to have a rest.
2. (Считая) the children, she kept making mistakes.
3. (После того как его продали), the dress was removed from the window.
4. (Построенное) by the best architect in town, the building was a masterpiece.
5. He looked at

me (улыбаясь.) 6) (После того как их пригласили) to the party, the girls spent all weekend getting ready. 7) Could you pick up the (разбитый) glass.

### 3. Translate the Participles into English

1. (Сидя) in the tent we got cold.
2. (После того как встретили) they were invited to the café.
3. (Прожив) 30 years in the city, they couldn't get used to the village.
4. The colours (используемые) in this picture are rather pale.
5. (Оставив) her purse at home Mary couldn't charge for the bus ticket.

### 4. Underline the Participles. Translate the sentences

1. Entering the hall, she noticed a new girl.
2. Having no access to internet she couldn't charge for the electricity.
3. Having told her the story he drank a cup of tea.

## Контрольная работа по английскому языку по теме ПРИЧАСТИЯ

### Вариант 2

#### 1. Choose the right form of Participle.

1. The book (writing, written) by this scientist is very interesting.
2. Translate the words (writing, written) on the blackboard.
3. We could not see the sun (covering, covered) by dark clouds.
4. The (losing, lost) book was found at last.
5. (Going, gone) along the street, I met Mary and Ann.
6. Look at the beautiful flowers (gathering, gathered) by the children.
7. His hat (blowing, blown) off by the wind was lying in the middle of the street.
8. "How do you like the film?" he asked, (turning, turned) towards me.
9. When we came nearer, we saw two boys (coming, come) towards us.
10. I think that the boy (standing, stood) there is his brother.

#### 2. Open the brackets using Participle I or Participle II

1. Be careful when (переходя) the road.
2. I felt much better (сказав) the truth.
3. (После того как их посчитали), the children started to board the plane.
4. The woman (сидевшая) by the window stood up and left.
5. (Написанное) in very bad hand writing, the letter was difficult to read.
6. She went to work (оставив) the child with the nurse.
7. Who is that boy (выполняющий) his homework at that table?

#### 3. Translate the Participles into English

1. (Читая) the book, she fell asleep.
2. (После того, как постирали), the dress looked as new.
3. (Написав), a new picture he went home.
4. The meat, (купленное) three days ago, is still fresh.
5. (Найденная) in the street, the dog was very dirty.

#### 4. Underline the Participles. Translate the sentences

1. The room used as a laundry was small and dark.
2. Fast food grabbed on the way home wasn't good for us. We had stomachache after that.
3. Having lost her purse she went to the police.

### 4.2. Задания для промежуточной аттестации

#### П Е Р Е Ч Е Н Ь

Вопросов и практических заданий для подготовки к дифференцированному зачету по учебной дисциплине «ОГСЭ.03 Иностранный язык в профессиональной деятельности (Английский)»

для обучающихся по специальности 23.02.07 «Техническое обслуживание и ремонт двигателей, систем и агрегатов автомобилей»

(2 курс)

Лексический и грамматический материал по темам 1-6:

1. Система образования в России и за рубежом.
2. История развития автомобилестроения.
3. Экологические проблемы автотранспортных предприятий.
4. Здоровье и спорт.
5. Путешествия на транспорте.
6. Моя будущая профессия, карьера.

Промежуточная аттестация состоит из трех этапов: устный опрос, тестирование, письменная проверка.

### Вариант 1

Задание 1. Прочитайте текст профессиональной направленности и переведите его на русский язык. Ответьте на вопросы, данные к тексту.

The automobile industry in our country has been developed since 1916. Before that time Russia had no automobile industry at all, technical schools had no departments to train specialists in automobile engineering. But in the history of the automobile such names as Shamshurenkov, Blinov, Mamin and other Russian experts in mechanics must be remembered. The first automobile built by Shamshurenkov, a Russian inventor, was put into motion by the pedaling of the driver himself. Blinov designed and constructed tractor driven by steam engine. Mamin was one of the pioneers in Russian internal combustion engines. Today Russian automobiles are engineered and built in such a manner that they are able to withstand heavy loads for long periods of operation.

1 When has the automobile industry been developed in our country?

2 What names must be remembered in the history of the automobile?

3 Who built the first automobile?

4 What did Blinov design and construct?

5 Who built the internal combustion engine in Russia?

Задание 2 Прочитайте текст профессиональной направленности и переведите его на русский язык. Ответьте на вопросы, данные к тексту.

Ferdinand Verbiest invented the first car in the year 1672 It was the first ever car invented and was powered by steam. Ferdinand was an experimentalist and a missionary to China. He built his car in China. Hence you could rightly say, the first ever car was made in China. In 1769, the first self-propelled car was designed and built by Nicholas Cugnot. His model of car was a three-wheeler. Francois Isaac Rivaz, a Swiss inventor, designed and invented the first ever car with an internal combustion engine. This car engine was fueled with a mixture of hydrogen and oxygen.

This car was made in 1806 However, this design was not a success. The car models designed and built by Samuel Brown, Samuel Morey and Etienne Lenoir were also a failure.

- 1 When did Ferdinand Verbiest invent the first car?
- 2 What car was designed and built by Nicholas Cugnot in 1769?
- 3 Who designed and invented the first ever car with an internal combustion engine?
- 4 What fuel was used in the first ever car with an internal combustion engine?
- 5 Were the car models designed and built by Samuel Brown, Samuel Morey and Etienne

Lenoir

successful?

Задание 3 Прочитайте текст профессиональной направленности и переведите его на русский язык. Ответьте на вопросы, данные к тексту.

In 1881, Gustave Trouve not only designed and invented the first ever car powered by electricity

but also demonstrated the functioning of this automobile at an International Exhibition of Electricity in Paris. Four years later in 1885, Karl Benz designed and built a car powered by gasoline. This car was made in Germany. This was the first ever car to be granted a patent in 1886 The rest is history and the world acknowledged Karl Benz as the "Inventor of the

modern

automobile". He also invented the first ever car with an internal combustion flat engine in

1896

There have been dramatic changes in the field of mechanical engineering and today hybrid cars

are in vogue.

- 1 Who designed and invented the first ever car powered by electricity?
- 2 Where did Gustave Trouve demonstrate the functioning of this automobile?
- 3 What did Karl Benz design and build in 1885?
- 4 What was the first ever car to be granted a patent in 1886?
- 5 What cars are in vogue today?

Задание 4 Прочитайте текст профессиональной направленности и переведите его на русский язык. Ответьте на вопросы, данные к тексту.

Benz, Karl (1844 - 1929) was a German inventor of the automobile, who devoted his life to making a horseless vehicle. When Benz's three-wheeled engine-driven machine (the first "car")

appeared on the streets in 1885, people couldn't believe that it moved without the aid of horses.

It was a great triumph to him because Benz built a new engine that was lighter and more powerful than any other. He put it onto a chassis and got power from the engine to the wheels.

Benz's first car was a great achievement for him. Everything – the engine, fuel, transmission,

controls – had been developed and designed by him.

- 1 What was Karl Benz?
- 2 What did he devote his life to?
- 3 What couldn't people believe?
- 4 Why was Benz's three-wheeled engine-driven machine a great triumph to him?
- 5 What had been developed and designed by Karl Benz?

Задание 5 Прочитайте текст профессиональной направленности и переведите его на русский язык. Ответьте на вопросы, данные к тексту.

In the days of Karl Benz the speed limits were 12 kilometers an hour outside the city, six – inside. Benz realized that he would never be able to improve his cars if this rule was not changed. He thought up a plan. He invited the Minister to ride in his car and agreed with a

with  
speed

milkman that the latter would wait with his horse for them on a certain place. When Benz, the Minister in his car, passed the milkman, the latter started off, passed the car at a good

and laughed at them. The plan worked perfectly. The Minister ordered to go faster. But Benz referred to speed limit. "Never mind", said the Minister. Thus Benz won the day.

1 What were the speed limits in the days of Karl Benz?

2 Why couldn't Benz improve his cars?

3 What plan did he think up?

4 How did the plan work?

5 What did the Minister order to do?

Задание 6 Прочитайте текст профессиональной направленности и переведите его на русский язык. Ответьте на вопросы, данные к тексту.

and

Lambert and Duryea are not so famous names. But most likely you've heard the names Ford

and Benz. All of these names are related to one of the most important inventions of all time, the automobile. Though Henry Ford is well known in American history for making the automobile

Benz affordable to the average person in the early 1900's, he was not the first producer of the automobile. By 1860, the gasoline engine had been invented in Europe and in 1885, Karl

Benz had introduced the first gasoline powered automobile. His car ran on 3 wheels and looked like a

gasoline- very big tricycle that had no pedals and could hold two people. In America, the first

car powered auto to grace the rough horse and buggy roads was in 1891 The man to build this

first was John W. Lambert. When one man saw this contraption coming down the road for the

time, he thought to himself "where in heaven's name is the horse?"

1 What names are related to one of the most important inventions of all time?

2 What is Henry Ford well known in American history for?

3 When had the gasoline engine been invented in Europe?

4 When did the first gasoline-powered auto appear in America?

5 Who was the inventor of this car?

Задание 7 Прочитайте текст профессиональной направленности и переведите его на русский язык. Ответьте на вопросы, данные к тексту.

invented by

The first internal combustion engine light enough in weight was the gasoline engine,

engine. a German named Otto. At the same time Dr. Rudolph Diesel was working on the diesel

in engine. The diesel engine is similar to the gasoline engine in many ways. There are many variations

line engine arrangements, but the basic parts of most 4-stroke cycle engines are similar. In the in-

line arrangement the cylinders are lined up in a single row. The V-type engine is called so as the cylinders form 2 rows or "banks", set at an angle to each other to form the letter V. The

diesel engine gets its power from the expansion of burning gases. The diesel engine depends on the heat of compression for ignition of the fuel.

- 1 What engine was the first internal combustion engine light enough in weight?
- 2 Who invented the diesel engine?
- 3 The diesel engine is similar to the gasoline engine in many ways, isn't it?
- 4 What is the arrangement in the in-line cylinder?
- 5 Why is the V-type engine called so?

Задание 8 Прочитайте текст профессиональной направленности и переведите его на русский язык. Ответьте на вопросы, данные к тексту.

In 1883 Siegfried Bettmann moved to Coventry, England from Nuremberg, Germany. He started an import-export company. He imported German sewing machines and also sold bicycles badged with the name "Bettmann." In 1887 Bettmann changed the name of his company to New Triumph Co. Ltd. His principal investor was John Dunlop. A German engineer, Mauritz Schulte, joined Triumph. He convinced Bettmann that Triumph should design and produce its own products. In 1888 the company bought an old ribbon-making factory in Coventry and set it up to make bicycles. In 1895 Schulte imported one of the first "practical" motorcycles, made by Hildebrand and Wolfmuller, to study the machine. Triumph first considered making it under license but then refused to do it. In 1902 Schulte designed his own motorcycle. First Triumph was produced – known as No. 1 This was basically one of the company's bicycles, fitted with a

2-hp Minerva engine made in Belgium.

- 1 What did Siegfried Bettmann import?
- 2 What did he sell?
- 3 When did the company buy an old ribbon-making factory in Coventry to make bicycles?
- 4 When did Schulte import one of the first motorcycles to study?
- 5 When did he design his own motorcycle?

Задание 9 Прочитайте текст профессиональной направленности и переведите его на русский язык. Ответьте на вопросы, данные к тексту.

In 1902 Schulte designed his own motorcycle. First Triumph was produced – known as No. 1 This was basically one of the company's bicycles, fitted with a 2-hp Minerva engine made in Belgium. In 1905 Triumph produced its first motorcycle completely in-house. It was powered by a 3-hp engine and had a top speed of 45 mph. In 1907 annual production of motorcycles reached 1,000 units. A new 450cc motor made 3.5 hp. In 1908 a new model came with a variable pulley to help with difficult inclines. To change gears, the rider had to stop, get off the bike and moved the belt by hand. Jack Marshall won the single-cylinder class at the TT averaging about 45 mph.

- 1 When did Schulte design his own motorcycle?
- 2 What was it called?
- 3 How did it look like?
- 4 When did Triumph produce its first motorcycle completely in-house?
- 5 What had the rider to do to change gears?



Задание 10 Прочитайте текст профессиональной направленности и переведите его на русский язык. Ответьте на вопросы, данные к тексту.

Motorcycle history begins in the second half of the 19th century. Motorcycles are descended from the "safety bicycle," a bicycle with front and rear wheels of the same size and a pedal crank mechanism to drive the rear wheel. The idea to create a motorcycle came to numerous engineers and inventors around Europe at around the same time. In the late 1880s, dozens of designs and machines emerged, particularly in France, Germany and England, and soon spread to America.

During this early period of motorcycle history, there were many manufacturers since bicycle makers were adapting their designs for the new internal combustion engine.

- 1 When does motorcycle history begin?
- 2 What is the "safety bicycle"?
- 3 When did the idea to create a motorcycle come to numerous engineers and inventors?
- 4 When and where did different machines appear?
- 5 Why were there many manufacturers of motorcycles?

Задание 11 Прочитайте текст профессиональной направленности и переведите его на русский язык. Ответьте на вопросы, данные к тексту.

In 1894, the Hildebrand & Wolfmüller became the first motorcycle available to the public for purchase. However, only a few hundred examples of this motorcycle were ever built. Soon, as the engines became more powerful and designs outgrew the bicycle origins, the number of motorcycle-oriented producers increased. The first known motorcycle in the United States was brought to New York by a French circus performer, in 1895 It weighed about 91 kg and was capable of 64 km/h on a level surface. However, that same year, an inventor from the United States, E.J. Pennington, demonstrated a motorcycle of his own design in Milwaukee. Pennington claimed his machine was capable of a speed of 93 km/h. He invented the term "motor cycle" to describe his machine.

- 1 When did the Hildebrand & Wolfmüller made the first motorcycle for purchase?
- 2 Why did the number of motorcycle-oriented producers increase?
- 3 When was the first known motorcycle in the United States brought to New York?
- 4 What were the characteristics of the motorcycle?
- 5 Who invented the term "motor cycle"?

Задание 12 Прочитайте текст профессиональной направленности и переведите его на русский язык. Ответьте на вопросы, данные к тексту.

In 1901 English bicycle maker Royal Enfield introduced its first motorcycle, with a 239 cc engine mounted in the front and driving the rear wheel through a belt. In 1898, English bicycle maker Triumph decided to extend its focus to include motorcycles, and by 1902, the company had produced its first motorcycle - a bicycle fitted with a Belgian-built engine. In 1903, as Triumph's motorcycle sales topped 500, the American company Harley-Davidson started

producing motorcycles. Also in 1901, the Indian Motorcycle Manufacturing Company, which had been founded by two former bicycle racers, designed the so-called "diamond framed" Indian

Single, whose engine was built by the Aurora Firm in Illinois per Indian's specifications. The

Single was made available in the deep blue. Indian's production was up to over 500 bikes by 1902, and would rise to 32,000, its best ever, in 1913

- 1 What did English bicycle maker Royal Enfield introduce in 1901?
- 2 When did the English company Triumph produce its first motorcycle?
- 3 When did the American company Harley-Davidson start producing motorcycles?
- 4 What did the Indian Motorcycle Manufacturing Company design in 1901?
- 5 What was the production volume of Indian's motorcycles?

## ТЕСТОВЫЕ ЗАДАНИЯ

Комплект оценочных заданий по Теме 1 Система образования в России и за рубежом, Теме 2 История развития автомобилестроения, Теме 3 Экологические проблемы автотранспортных предприятий, Теме 4 Здоровье и спорт, Теме 5 Путешествия на транспорте, Теме 6 Моя будущая профессия, карьера (Аудиторная самостоятельная работа).

1. Спецификация Банка тестовых заданий по Теме 1 Система образования в России и за рубежом, Теме 2 История развития автомобилестроения, Теме 3 Экологические проблемы автотранспортных предприятий, Теме 4 Здоровье и спорт, Теме 5 Путешествия на транспорте, Теме 6 Моя будущая профессия, карьера

2. Содержание Банка тестовых заданий

Инструкция: выбери правильный ответ.

## TEST

1. Tell him not to forget .... ticket.  
a) My b) our c) Her d) his
2. I see that he has lost ... keys.  
a) Themselves b) ourselves c) His d) me
3. I will ask him ... .  
a) Myself b) herself c) Ourselves d) yourself
4. That is his manager, ...name is Jane.  
a) Her b) his c) Us d) our
- 5) ... will help me?  
a) Who b) when c) Why d) how
6. Do you know the man ... wrote the 8-DReport?  
a) Who b) which c) Why d) how
7. Who's there? It's ...  
A) me b) you c) I d) her
8. The magazine ... you lent me is very interesting.  
a) That b) this c) Those d) these
9. ... is a new Peugeot.  
a) When b) why c) This d) where
10. My brother is a professional. ...repairs a lot of cars.  
a) she b) he c) I d) him
11. I don't like this motorbike of .....  
a) your b) yours c) you d) Am

12. Willy is wearing a uniform that isn't .....  
a) He b) him c) his d) ours
13. My auto is bigger than hers, but .....is nicer.  
a) Her b) hers c) his d) him
14. We know their names, but they don't know .....  
a) Our b) ours c) us d) his
15. Remember .....to your headmaster.  
a) Mine b) Me c) My d) She
16. This is not my cup; .....is big.  
a) Mine b) My c) Me d) his
17. Mary and Jim visit .....colleagues very often.  
a) They b) Their c) Theirs d) Mine
18. We protect \_\_\_ from the cold with warm things.  
a) herself b) ourselves c) itself d) yourself
19. He cut \_\_\_ shaving this morning.  
a) himself b) themselves c) myself d) yourself
20. Please, put the book ... the table.  
a) in b) on c) into d) at
21. We went ... the park yesterday.  
a) to b) in c) at d) into
22. Put your name ... the top of the page.  
a) at b) to c) on d) in
23. The island was inhabitant, there was nobody ... it.  
a) on b) at c) in d) into
24. Put some sugar ... my cup, please!  
a) in b) into c) on d) to
25. There is a plate ... my table, but there is no soup ... it.  
a) into; at b) at; into c) - ; into d) on; in
26. Turn right ... the end of the street.  
a) to b) in c) at d) into
27. ' Where is my bag?' ' It's ... the boot'  
a) in b) at c) - d) into
28. Where are you going... your holidays?  
a) at b) on c) to d) for
29. My cat likes to sit ... the window.  
a) at b) in c) near d) on
30. I always leave my car ... the underground parking.  
a) on b) in c) over d) between
31. My sister ... a student.  
a) not b) are c) Am d) Is
32. Your brother is a scientist, ... he?  
a) Isn't b) aren't c) Is d) am
33. This bag ... heavy.  
a) am b) is c) Are d) were
34. ... there any books on the table?  
a) Am b) is c) Are d) isn't
35. Once upon a time there ... a boy, who lived in the forest.  
a) Is b) am c) Was d) were
36. What color ... your car?  
a) Is b) are c) Does d) –

37. How old ... you when it happened?  
a) Were b) was c) Is d) are
38. When I arrived she ... sleeping at the living room.  
a) Were b) was c) Is d) are
39. Why ... you looking like that?  
a) Am b) were c) Is d) are
40. The man \_\_\_ to work every day. He \_\_\_ a bus to get there.  
a) goes, takes b) go, take  
c) goes, take d) go, takes
41. She always \_\_\_ lunch at college.  
a) have b) has  
c) haves d) hav
42. Richard's life in Paris is a bit difficult. He \_\_\_ only English.  
a) speak b) speaks  
c) speaking d) spoke
43. What's the matter? You \_\_\_ very sad.  
a) looks b) looking  
c) look d) looked
44. The building of the trade centre (begin) a month ago.  
a) begins b) begun  
c) began d) begin
45. It (be) slippery yesterday. I (change) the tires of my car.  
a) is, change b) was, changing  
c) was, changed d) is, changed
46. The postman (bring) the morning mail only at 10 o'clock.  
a) brings b) bring  
c) bringed d) brought
47. Tomorrow it \_\_\_\_\_ cold and wet.  
a) are b) will be  
c) is d) was
48. He \_\_\_ fifty in June.  
a) is b) are  
c) will be d) were
49. It's too dark to go. I \_\_\_ a taxi.  
a) will call b) calls  
c) wills call d) calling
50. He studied sculpture because he enjoyed \_\_\_ with clay.  
a) to work b) working  
c) haveworked d) to be working
51. We went \_\_\_ last holiday.  
a) to climb b) climbing  
c) for climbing d) to climbing
52. Who \_\_\_ Phil with his homework?  
a) does help b) helps  
c) do help d) has help
53. Fiona never buys expensive clothes, \_\_\_ ?  
a) does Fiona b) doesn't she  
c) does she d) don't she
54. People \_\_\_ their lives worrying about money.

- a) are spending b) spend  
c) have spent d) has spent
55. Jill \_\_\_ long brown hair and big blue eyes.  
a) is having b) has got  
c) have got d) are having
56. I \_\_\_ what you're talking about.  
a) don't understand b) am not understanding  
c) not understanding d) are not understand
57. In his youth, he \_\_\_ very lazy.  
a) was being b) have been  
c) was d) were
58. How many people \_\_\_ in The Second World War?  
a) did die b) has died  
c) died d) had died
59. How long ago \_\_\_ ?  
a) did they marry b) has they married  
c) they married d) married they
60. Lose an hour in the morning, and you \_\_\_ all day looking for it.  
a) have spent b) spending  
c) were spending d) will spend
61. Students think that in a short time the reform \_\_\_ education move useful.  
a) will have made b) make  
c) will make d) has made
62. It usually ... me 40 minutes to get to the college.  
a) took b) takes c) taking d) taken
63. My working day ... at 8 o'clock every day.  
a) starts b) started c) will start d) have started
64. Sometimes my father and I ... chess.  
a) played b) will play c) play d) playing
65. Two years ago my brother ... school and ... Moscow State University.  
a) finish, enter b) finishes, enters  
c) finishing, entering d) finished, entered
66. He ... the book with pleasure and ... it to me yesterday.  
a) read, returned b) read, return  
c) reading, returning d) reads, returns
67. We ... a lot last year.  
a) travel b) will travel c) travelled d) traveling
68. In 1571 Moscow ... its capital status to St.Petersburg.  
a) lost b) loose c) will lose d) losen
69. The seller ... the goods to the customer in a day.  
a) sent b) will send c) send d) sending
70. We ... this documentary with great interest next week.  
a) watched b) will watch c) watch d) watching
71. They ... the farm in July next year.  
a) visit b) visited c) will visit d) visiting
72. Their guests ... lunch after the walk tomorrow.  
a) had b) will have c) have had d) having
73. Russia ... political weight in the past and ... it in future.  
a) had, will have b) had, have c) having, has d) had, had

74. Russia's economy ... on oil prices.

a) depended b) depends c) have depended d) had depended

75. Election of the President ....place every four years.

a) took b) takes c) taking d) taken

76. Moscow ... its 850 Anniversary in 1997.

a) celebrate b) celebrated c) will celebrate d) celebrating

77. On 12th March, 1918 the City of Moscow ... the capital of Soviet Russia.

a) became b) becoming c) becomes d) had become

78. Steve ... shopping very seldom.

a) gone b) going c) goes d) go

### 3. Таблица форм тестовых заданий

Всего ТЗ	Из них количество ТЗ в форме			
	закрытых	открытых	на соответствие	на порядок
	шт. %	шт. %	шт. %	шт. %
100%	100	-	-	-

### 4. Таблица ответов к тестовым заданиям

Номер тестового задания	Номер правильного ответа	Номер тестового задания	Номер правильного ответа	Номер тестового задания	Номер правильного ответа
1	d	28	d	55	b
2	c	29	a,c	56	a
3	a	30	b	57	c
4	a	31	d	58	c
5	a	32	a	59	a
6	a	33	b	60	d
7	a	34	c	61	c
8	a	35	c	62	b
9	c	36	a	63	a
10	b	37	a	64	c
11	b	38	b	65	d
12	c	39	d	66	a
13	b	40	a	67	c
14	b	41	b	68	a
15	b	42	b	69	b
16	a	43	a	70	b
17	b	44	c	71	c
18	b	45	c	72	b
19	a	46	d	73	a
20	c	47	b	74	b
21	a	48	c	75	b
22	c	49	a	76	b
23	a	50	b	77	a
24	b	51	a	78	c
25	d	52	b		
26	c	53	b		

27	a	54	b		
----	---	----	---	--	--

## Вариант 2

Соотнесите фамилию изобретателя и транспортное средство, разработанное им.

- |  |  |
|--|--|
| 1) Karl Benz devoted his life to         | b) "Silver Ghost" in 1907                  |
| 2) Blinov constructed                    | c) internal combustion engines.            |
| 3) Shamshurenkov built the               | d) making a horseless carriage.            |
| 4) Mamin was one of the pioneers in the  | Russian                                    |
| 5) Henry Royce and Charles Rolls created | e) first automobile put into motion by the |
| a) tractor driven by a steam engine.     | pedaling                                   |

Раскройте скобки, поставив прилагательное данное в них, в нужную степень.

- 6 The workshop of the interior is (interesting) of all.  
 7 This type of engine is (light) than that one.  
 9 Modern cars are (powerful) than old ones.  
 10 I'd like to have (good) car in our city.

Закончите предложения, выбрав соответствующий вариант окончания.

- 11 An automobile specialist deals with...  
 b) constructing, manufacturing and repairing cars;  
 c) producing new resistant to corrosion light materials.  
 12 The production of the automobile comprises...  
 c) designing and working out technological processes, laboratory and road tests and mass  
 13 The cars are subjected to tests in order...  
 a) to work out new technological processes;  
 c) to shorten the time between designing and manufacturing.  
 14 The qualities required of the automobile are ...  
 a) high efficiency, long service life, driving safety and pleasant appearance.  
 b) smooth acting clutch, silent gearbox, dependable braking and steering systems;  
 c) new types of resistant to corrosion materials.  
 15 The car must have the following units..  
 a) high efficiency, long service life, driving safety and pleasant appearance.  
 b) smooth acting clutch, silent gearbox, dependable braking and steering systems;  
 c) new types of resistant to corrosion materials.

Поставьте слова в правильном порядке, чтобы получилось предложение.

- 16 from After graduating the college become I shall a technician.  
 18 The is to car laboratory tests subjected.  
 19 The up-to-date meet car requirements must.  
 20 The must dependable system automobile have braking.

## Вариант 3

Соотнесите фамилию изобретателя и транспортное средство, разработанное им.

- |  |  |
|--|--|
| 1) Henry Royce and Charles Rolls created | Russian                                    |
| 2) Mamin was one of the pioneers in the  | c) internal combustion engines.            |
| 3) Blinov constructed                    | d) making a horseless carriage.            |
| 4) Shamshurenkov built the               | e) first automobile put into motion by the |
| 5) Karl Benz devoted his life to         | pedaling.                                  |
| a) tractor driven by a steam engine.     |  |
| b) "Silver Ghost" in 1907                |  |

Раскройте скобки, поставив прилагательное данное в них, в нужную степень.

6 They designed (comfortable) vehicle in the world.

7 This model of the car is (reliable) than that one.

8 Rolls Royce is (expensive) cars in the world.

10 That type of the engine is (noisy) than this one.

11 The production of the automobile comprises...

a) designing and working out technological processes, laboratory and road tests and mass

12 The car must have the following units..

a) high efficiency, long service life, driving safety and pleasant appearance.

b) new types of resistant to corrosion materials;

c) smooth acting clutch, silent gearbox, dependable braking and steering systems.

13 An automobile specialist deals with...

b) producing new resistant to corrosion light materials;

c) constructing, manufacturing and repairing cars.

14 The cars are subjected to tests in order...

b) to work out new technological processes;

c) to shorten the time between designing and manufacturing.

15 The qualities required of the automobile are ...

a) new types of resistant to corrosion materials;

b) smooth acting clutch, silent gearbox, dependable braking and steering systems;

c) high efficiency, long service life, driving safety and pleasant appearance.

Поставьте слова в правильном порядке, чтобы получилось предложение.

16 The is to car laboratory tests subjected.

17 The must dependable system automobile have braking.

19 from After graduating the college become I shall a technician.

20 The up-to-date meet car requirements must.

## П Е Р Е Ч Е Н Ь

вопросов и практических заданий для подготовки к дифференцированному зачету по учебной дисциплине «ОГСЭ.03 Иностраный язык в профессиональной деятельности (Английский)»

для обучающихся по специальности 23.02.07 «Техническое обслуживание и ремонт двигателей, систем и агрегатов автомобилей»

( III курс)

Лексический и грамматический материал по темам 7-9:

1.Транспортные средства.

2.Основные компоненты и механизмы автомобиля

3. Инструменты и меры безопасности при проведении ремонтных работ на автомобильном транспорте.

Промежуточная аттестация состоит из одного этапа: письменная проверка.

## Вариант 1

1 Соотнесите английский термин и его русский эквивалент

- 1) power plant
- 2) chassis
- 3) body
- 4) running gear
- 5) fuel system

- 6) brakes
- 7) clutch
- 8) gearbox
- 9) propeller shaft
- 10) final drive



- |                      |                                |
|----------------------|--------------------------------|
| 11) steering system  | f) карданный вал               |
| a) сцепление         | g) шасси                       |
| b) кузов             | h) система рулевого управления |
| c) ходовая часть     | i) тормоза                     |
| d) силовая установка | j) коробка передач             |
| e) главная передача  |                                |

2 Выберите и запишите соответствующий описанию механизм.

1 Mechanism which is used to stop the car.

a) clutch; b) brakes; c) gearbox; d) steering system.

2 Mechanism which is used to guide the car.

a) clutch; b) brakes; c) gearbox; d) steering system.

3 Mechanism which engages or disengages the engine and the car wheels.

a) clutch; b) brakes; c) gearbox; d) steering system.

4 Device which is designed to measure the speed of the car.

a) heater; b) windscreen; c) speedometer; d) tachometer

5 Mechanism which is used to change the speed of the car.

a) clutch; b) brakes; c) gearbox; d) accelerator.

3 Закончите предложения, выбрав правильный вариант окончания.

a) because fuel is burned inside the engine.

b) the intake valve opens.

c) the intake valve is closed.

4 The internal combustion engine is called so

d) the engine, the chassis and the body.

e) a power transmission, running gear, steering and braking systems.

f) the source of power.

4 Определите залог (Active/Passive) и время глагола (Present/ Past) в следующих предложениях

1 The automobile is made up of three basic parts.

2 The engine makes the wheels rotate and the car move.

3 The first car was designed by Karl Benz.

4 He devoted his life to making a horseless carriage.

5 The cars are subjected to rigid road tests.

5 Переведите текст на русский язык.

The automobile is known to be made up of three basic parts: the engine, the body and the chassis, the engine being the source of power. We know the body to include the hood and fenders and accessories. The body should provide protection to the passengers from wind, cold and rain. Thus to shape a car means to do it in such a way that it offers small resistance to the air.

Brakes are necessary for stopping the car.

Most braking systems used today are hydraulic.

#### Вариант 2

1 Соотнесите английский термин и его русский эквивалент

1) rear axle

5) cooling system

2) fuel system

6) lubricating system

3) wheels

7) flywheel

4) frame

8) gearbox

- |                      |                        |
|----------------------|------------------------|
| 9) power train       | e) задний мост         |
| 10) springs          | f) рессоры             |
| 11) power plant      | g) силовая установка   |
| a) колёса            | h) система смазки      |
| b) рама              | i) охлаждающая система |
| c) топливная система | j) коробка передач     |
| d) силовая передача  |                        |

2 Выберите и запишите соответствующий описанию механизм.

- 1 Mechanism which is used to change the speed of the car.  
a) clutch; b) brakes; c) gearbox; d) accelerator.
- 2 Mechanism which is used to guide the car in one or the other directions.  
a) clutch; b) brakes; c) gearbox; d) steering system.
- 3 Device which is designed to measure the speed of the car.  
a) heater; b) windscreen; c) speedometer; d) tachometer
- 4 Mechanism which is used to stop the car.  
a) clutch; b) brakes; c) gearbox; d) steering system.
- 5 Mechanism which engages or disengages the engine and the car wheels.  
a) clutch; b) brakes; c) gearbox; d) steering system.

3 Закончите предложения, выбрав правильный вариант окончания.

- 1 The engine includes  
a) a frame with axles, wheels and springs.
- 2 The body has  
b) both valves are closed.
- 3 The running gear consists of  
c) fuel, cooling, electric and lubricating systems.
- 4 On the compression stroke  
d) both valves are opened.
- 5 The chassis consists of  
e) a hood, fenders and accessories.  
f) a power transmission, running gear, steering and braking systems.

4 Определите залог (Active/Passive) и время глагола (Present/ Past) в следующих предложениях:

- 1 Most automobile engines have six or eight cylinders.
- 2 Brakes are used to stop the car.
- 3 Fuel is burned directly inside the engine itself.
- 4 In Russia a steam engine was designed by Blinov.
- 5 Benz's first machine appeared in the streets in 1885

5 Переведите текст на русский язык.

The engine is known to be attached to the frame in three or four points. Noise and vibrations are inherent in engine operations. To prevent this noise from passing to the frame, the engine should be insulated from the frame by washers. We know the frame to provide support for engine, body and power train, the body providing protection to the passengers from wind and rain. The frame is made of channel sections welded together.

### Вариант 3

1 Соотнесите английский термин и его русский эквивалент

- |                           |                               |
|---------------------------|-------------------------------|
| 1 boot                    | a) фары                       |
| 2 dashboard               | b) рулевое колесо             |
| 3 windscreen              | c) багажник                   |
| 4 headlights              | d) рычаг КПП                  |
| 5 glove compartment       | e) датчик топлива             |
| 6 steering wheel          | f) бардачок                   |
| 7 gear level              | g) лампа зарядки аккумулятора |
| 8 exterior                | h) декоративная панель        |
| 9 fuel gauge              | i) крыша                      |
| 10 battery discharge lamp | j) лобовое стекло             |
| 11 roof                   |                               |

2 Выберите тип кузова, соответствующий описанию.

1 This is the most widely used type of car. It is a perfect car for a family.

a) pick-up b) jeep c) sedan d) limousine

2 This car is not widely used but it is ideal for driving in the open air.

a) sport car b) pick-up c) hatch back d) coupe

3 This type of car is good for carrying loads. It is popular among farmers in agriculture.

a) pick-up b) sport car c) sedan d) limousine

4 It is a well-known car ideal for every season and every road, the king of the road.

a) pick-up b) jeep c) sedan d) limousine

5 This car body with two doors, the best type for driving in the cities.

a) pick-up b) sport car c) sedan d) coupe

3 Сопоставьте две части предложения, описывающие прибор или устройство.

1 Seatbelt is used

2 Tachometer shows

3 Horn is used

4 Gear level is used

5 Glove compartment is

a) for preventing accidents.

b) to change the gears.

c) a place for different small things.

d) to safe the driver and passengers.

e) the number of revolutions of crank shaft in the engine.

4 Расставьте фразы в правильном порядке, чтобы получился диалог.

a) What are you doing there?

b) Unibody frame.

c) I think you have to do a lot of work with the frame.

d) Sure. We are testing all parts in order to find the damage.

e) I think you will solve the problem soon.

f) Hi! I'm OK, thanks. I'm working at a repairing shop.

g) Has the car a conventional frame or a unibody one?

h) We are testing the frame at the moment. You know, the driver has got into troubles with his car. Something is wrong. He thinks it's a frame.

i) I hope we will.

j) Hello! I haven't seen you for ages! How are you?

5 Прочитайте текст и ответьте на вопросы.

A modern car is a complex means of transport. However, it is relatively easy to operate as a number of devices help you to keep control. An instrument panel in a modern car, for example, provides the driver with valuable information. It includes such instruments as speedometer, a fuel gauge, a tachometer and an ammeter.

The function of the speedometer is to indicate the speed of the car. A speed limit to be adopted for towns and built-up areas is 30 miles per hour or 60 km per hour. The purpose of the fuel gauge is to indicate the amount of fuel to be contained in the petrol tank. If its level in the tank is very low, the warning light switches in the car. When this happens it is necessary to put some more petrol into the tank.

- 1 What is the aim of the instrument panel?
- 2 What instruments does the instrument panel include?
- 3 Is the speed limit for towns and built-up areas 30 mph or more?
- 4 What is the function of the fuel gauge?
- 5 Why does the warning light switch on?
- 6 Переведите первый абзац текста на русский язык.

#### Вариант 4

Задание 1 Прочитайте текст профессиональной направленности и переведите его на русский язык. Ответьте на вопросы, данные к тексту.

The two most common types of engines for cars are the petrol engine and diesel engine. Petrol engines are usually lighter and smaller than diesel engines. This makes them cheaper, and this is why most cars use petrol engines. Petrol engines are also less noisy than diesel engines. They usually go faster. On the other hand, diesel engines use less fuel than petrol engines, and this is why trucks use them. They are also safer than petrol engines, because there is less danger of fire. There are two main types of petrol engine – 4-stroke and 2-stroke. All cars use 4-stroke engines. But most motorbikes use 2-stroke engines. They are lighter and smaller than 4-stroke engines, and are therefore cheaper.

- 1 What are the two most common types of engines for cars?
- 2 What makes petrol engines cheaper?
- 3 Why do most cars use petrol engines?
- 4 Why do trucks use diesel engines?
- 5 What engines do most motorbikes use?

Задание 2 Прочитайте текст профессиональной направленности и переведите его на русский язык. Ответьте на вопросы, данные к тексту.

A motor vehicle is a complex engineering construction. It is composed of several thousand parts. The smaller parts are joined together and form larger components, or units. One of the main components of any vehicle is, of course, the engine. In addition to the engine itself, there are four separate mechanisms, which are used to feed the engine. These mechanisms are the fuel system, the lubrication system, the electrical system and the cooling system. The fuel system is a separate mechanism that is used for feeding the engine. The fuel system consists of a tank, a fuel line or a pipe, a pump and a carburettor. The engine produces power when air and fuel are mixed and burnt.

- 1 What is a motor vehicle?
- 2 How many parts is it composed?
- 3 What is one of the main components of any vehicle?
- 4 How many mechanisms are there in addition to the engine itself?
- 5 When does the engine produce power?

Задание 3 Прочитайте текст профессиональной направленности и переведите его на русский язык. Ответьте на вопросы, данные к тексту.

Servicing your car regularly you prevent it from becoming unreliable. Of course, you can't foresee everything. Having failed to start the car in the morning you had better check three things first: the

battery, the fuel level and the spark plugs. It is quite easy to repair these faults. If the battery appears to be flat, it is necessary to recharge it. If this doesn't work, you should replace it. An empty tank is another common fault in the car. If you notice a fuel tank warning light on the instrument panel of your car you should fill up the tank with more petrol. Dirty spark plugs are also to cause a certain problem. To drive the car it is important to clean them regularly and adjust the gap in the spark plugs to the proper width. If the gap is not correct, the engine will not run well.

- 1 Do modern cars need servicing regularly?
- 2 What are the three most common faults in the car?
- 3 What should you do if the battery appears to be dead?
- 4 What does a fuel warning light show?
- 5 Why is there no spark sometime?

Задание 4 Прочитайте текст профессиональной направленности и переведите его на русский язык. Ответьте на вопросы, данные к тексту.

When you drive a car, the engine becomes very hot. Why? Burning in the engine the fuel-air mixture produces energy. But only a quarter of this energy makes pistons move. Most of it turns into heat. About half of this heat goes down the exhaust pipe and the other half stays in the engine making it very hot. In fact, the cooling system on a car driving down the freeway dissipates enough heat to heat two average-sized houses. The primary job of the cooling system is to cool the engine and to keep it from overheating. However, the cooling system also has several other important jobs. The engine in your car runs best at a fairly high temperature. When the engine is cold, components wear out faster, and the engine is less efficient and emits more pollution.

- 1 When does the engine become very hot?
- 2 What does the fuel-air mixture produce?
- 3 How much energy makes pistons move?
- 4 What is the primary job of the cooling system?
- 5 When does the engine in your car run best?

Задание 5 Прочитайте текст профессиональной направленности и переведите его на русский язык. Ответьте на вопросы, данные к тексту.

Burning in the engine the fuel-air mixture produces energy. But only a quarter of this energy makes pistons move. Most of it turns into heat. About half of this heat goes down the exhaust pipe and the other half stays in the engine making it very hot. The primary job of the cooling system is to cool the engine and to keep it from overheating. However, the cooling system also has several other important jobs. The engine in your car runs best at a fairly high temperature. When the engine is cold, components wear out faster, and the engine is less efficient and emits more pollution. So, another important job of the cooling system is to allow the engine to heat up as quickly as possible, and then to keep the engine at a constant temperature. There are two types of cooling systems found on cars: air-cooled and liquid-cooled.

- 1 What does the fuel-air mixture produce?
- 2 How much energy makes pistons move?
- 3 What is the primary job of the cooling system?
- 4 When does the engine in your car run best?
- 5 What is another important job of the cooling system?

Задание 6 Прочитайте текст профессиональной направленности и переведите его на русский язык. Ответьте на вопросы, данные к тексту.

Most cars are equipped with liquid-cooling systems. Flowing around the engine the fluid absorbs its heat, which consequently allows the engine to get cooled. Then, having entered through the top hose the hot fluid passes through the heat exchanger or radiator. The radiator transfers the heat from the fluid to the air pulled through the exchanger by a fan. Leaving the radiator through the bottom hose the cooled fluid is pumped around the engine again. Cars operate in a wide variety of

temperatures. So whatever fluid is used to cool the engine it has to have a very low freezing point, a high boiling point, and it has to have a capacity to hold a lot of heat. Water holds heat quite effectively, but it freezes at too high a temperature to be used in car engines. The coolant used in most cars is a mixture of water and ethylene glycol, also known as antifreeze.

Adding ethylene glycol to water, the boiling and freezing points are improved, significantly.

- 1 What cooling systems are most cars equipped with?
- 2 Where is hot fluid cooled in the car engine?
- 3 What liquids are used in the cooling systems?
- 4 What characteristics has fluid which is used to cool the engine?
- 5 What requirements must the coolant meet?

Задание 7 Прочитайте текст профессиональной направленности и переведите его на русский язык. Ответьте на вопросы, данные к тексту.

Let's have a look at the fuel system operation. The fuel is stored in a fuel tank. The fuel tank is connected to a fuel pipe. The fuel pipe carries the fuel to the fuel pump. This pump can be either electric or mechanic in operation. Electric pumps are generally situated near the fuel tank whereas a mechanical pump is generally located beside the engine. It is driven by the camshaft. The fuel pump is connected to the carburettor. In the carburetor the fuel is mixed with air. It is important to have the right ratio of air to fuel. For example, the optimum ratio of air to petrol in the fuel mixture is 15 parts of air to 1 part of petrol. The fuel and air are drawn into the combustion chamber, where they are compressed by the piston. In the engine the fuel and air are burnt and they produce power.

- 1 Where is fuel stored?
- 2 What is the fuel pump connected to?
- 3 Does the fuel pump carry the fuel to the carburetor or into the fuel tank?
- 4 Where is the fuel mixed with air?
- 5 What is the optimum ratio of air to petrol in the fuel mixture?

Задание 8 Прочитайте текст профессиональной направленности и переведите его на русский язык. Ответьте на вопросы, данные к тексту.

The internal combustion engine is called so because fuel is burned directly inside the engine itself. Most automobile engines work on a 4-stroke cycle. A cycle is one complete sequence of 4 strokes of the piston in the cylinder. The operating cycle of the four-stroke petrol engine includes: inlet stroke (intake valve opens), compression stroke (both valves closed), power stroke (both valves closed), exhaust stroke (exhaust valve is opened). To describe the complete cycle, let's assume that the piston is at the top of the stroke (top dead center) and the inlet and the exhaust valves are closed. When the piston moves down the inlet valve opens to intake a charge of fuel into the cylinder. This is called the inlet (intake) stroke. On reaching the lowest position (bottom dead center) the piston begins to move upward into the closed upper part of the cylinder, the inlet valve is closed and the mixture is compressed by the rising piston. This is called the compression stroke.

- 1 Why is the internal combustion engine called so?
- 2 Do most automobile engines work on a 4-stroke cycle or a 2-stroke cycle?
- 3 What is a cycle?
- 4 What strokes does the operating cycle of the four-stroke petrol engine include?
- 5 What is called the inlet stroke?

Задание 9 Прочитайте текст профессиональной направленности и переведите его на русский язык. Ответьте на вопросы, данные к тексту.

As the piston again reaches the top dead center the spark plugs ignite the mixture, both valves being closed during the combustion. As a result of burning mixture the gases expand and great pressure makes the piston move back down the cylinder. This stroke is called the power stroke. When the piston reaches the bottom of its stroke, the exhaust valve is opened, pressure is released, and the piston again rises. It lets the burnt gas flow through the exhaust valve into the atmosphere. This is

called the exhaust stroke which completes the cycle. So the piston moves in the cylinder down (intake stroke), up (compression stroke), down (power stroke), up (exhaust) stroke. The heat released by the fuel is transformed into work so that the reciprocating movement of the pistons is converted into rotary movement of the crankshaft by means of connecting rods.

- 1 When do the spark plugs ignite the mixture?
- 2 What makes the piston move back down the cylinder?
- 3 What happens when the piston reaches the bottom of its stroke?
- 4 Which stroke completes the cycle?
- 5 What movement of the crankshaft is the reciprocating movement of the pistons converted into?

Задание 10 Прочитайте текст профессиональной направленности и переведите его на русский язык. Ответьте на вопросы, данные к тексту.

The diesel engine gets its power from the expansion of burning gases. The diesel engine depends on the heat of compression for ignition of the fuel. Liquid fuel that contains more heat energy than gasoline is diesel oil. Diesel oil is slower burning, but it produces more power. Diesel engines also must be heavier than gasoline engines, but they are more efficient when working under heavy loads at low speeds. The advantages of the diesel over the gasoline engine are as follows: a) more economic operation; b) higher compression ratio; c) reduced maintenance costs; d) good pulling power.

- 1 What does the diesel engine depend on?
- 2 What liquid fuel contains more heat energy than gasoline?
- 3 What characteristics does the diesel engine have?
- 4 When are diesel engines more efficient?
- 5 What are the advantages of the diesel over the gasoline engine?

Задание 11 Прочитайте текст профессиональной направленности и переведите его на русский язык. Ответьте на вопросы, данные к тексту.

Before the car is put into mass production the units of the car are subjected to tests in the works laboratory and then the car undergoes a rigid quality control in road tests. Why are these tests required? What qualities are required of the automobile? They are needed because the modern automobile must be rapid in acceleration, have smooth acting clutch, silent gear box, dependable braking and steering systems, dependable ignition system, low fuel consumption and be stable on the road.

- 1 What is subjected to tests?
- 2 When are units of the car subjected to tests?
- 3 Where are units of the car subjected to tests?
- 4 Why are these tests required?
- 5 What qualities are required of the automobile?

Задание 12 Прочитайте текст профессиональной направленности и переведите его на русский язык. Ответьте на вопросы, данные к тексту.

At present the internal combustion engine plays an important role in everyday life of transport system and in many fields of economy. In our case we are interested in the vehicle engine. The engine is the heart of the car. The engine is the source of power that makes the wheels rotate and the vehicle move. It is a mechanism converting heat energy into the form of mechanical energy. Most modern automobile engines have four, six, twelve, twenty four cylinders. All the engines can be divided into three main types according to the consumed fuel, placement of cylinders inside the powerplant, number of strokes.

- 1 What plays an important role in everyday life of transport system and in many fields of economy?
- 2 What is engine?
- 3 What makes the wheels rotate and the vehicle move?

- 4 How many cylinders most modern automobile engines have?  
5 How can all the engines be divided?

### П Е Р Е Ч Е Н Ь

Вопросов и практических заданий для подготовки к дифференцированному зачету по учебной дисциплине «ОГСЭ.03 Иностранный язык в профессиональной деятельности (Английский)»

для обучающихся по специальности 23.02.07 «Техническое обслуживание и ремонт двигателей, систем и агрегатов автомобилей»  
( IV курс)

Лексический и грамматический материал по темам 10-13:

1. Оборудование при охране труда на транспорте.
2. Инструкции и руководства при использовании приборов технического оборудования автомобиля.
3. Инструкции по технике безопасности при ремонте и вождении автомобиля.
4. Я хочу быть техником.

Промежуточная аттестация состоит из двух этапов: письменная проверка, тестирование.

Задание 1. Прочитайте текст профессиональной направленности и переведите его на русский язык. Ответьте на вопросы, данные к тексту.

A modern car is a complex means of transport. However, it is relatively easy to operate as a number of devices help you to keep control. An instrument panel in a modern car, for example, provides the driver with valuable information. It includes such instruments as speedometer, a fuel gauge, a tachometer and an ammeter. The function of the speedometer is to indicate the speed of the car. A speed limit to be adopted for towns and built-up areas is 30 miles per hour or 60 km per hour. The purpose of the fuel gauge is to indicate the amount of fuel to be contained in the petrol tank. If its level in the tank is very low, the warning light switches in the car. When this happens it is necessary to put some more petrol into the tank.

- 1 What is the aim of the instrument panel?
- 2 What instruments does the instrument panel include?
- 3 Is the speed limit for towns and built-up areas 30 mph or more?
- 4 What is the function of the fuel gauge?
- 5 Why does the warning light switch on?

Задание 2. Прочитайте текст профессиональной направленности и переведите его на русский язык. Ответьте на вопросы, данные к тексту.

Servicing your car regularly you prevent it from becoming unreliable. Of course, you can't foresee everything. If you fail to start the car in the morning you should check three things first: the battery, the fuel level and the spark plugs. It is quite easy to repair these faults. If the battery appears to be flat, it is necessary to recharge it. If this doesn't work, you should replace it. An empty tank is another common fault in the car. If you notice a fuel tank warning light on the instrument panel of your car you should fill up the tank with more petrol. Dirty spark plugs are also to cause a certain problem. To drive the car it is important to clean them regularly and adjust the gap in the spark plugs to the proper width. If the gap is not correct, the engine will not run well.

- 1 Do modern cars need servicing regularly?
- 2 What are the three most common faults in the car?
- 3 What should you do if the battery appears to be dead?
- 4 What does a fuel warning light show?
- 5 Why is there no spark sometime?

Задание 3. Прочитайте текст профессиональной направленности и переведите его на русский язык. Ответьте на вопросы, данные к тексту.



The purpose of the fuel gauge is to indicate the amount of fuel to be contained in the petrol tank. If its level in the tank is very low, the warning light switches on in the car. When this happens it is necessary to put some more petrol into the tank. The tachometer is necessary to indicate the engine speed in revolutions per minute. When the engine turns slowly at the minimum speed the alternator also turns slowly. It doesn't produce enough current for the engine. Therefore, the battery must supply the necessary current. A car battery can easily become discharged in quite a short time. The function of the ammeter is to indicate whether the battery is charging or discharging.

- 1 What is the purpose of the fuel gauge?
- 2 When does the warning light switch on in the car?
- 3 What is necessary to do in this situation?
- 4 What is the function of the tachometer?
- 5 What is the function of the ammeter?

Задание 4. Прочитайте текст профессиональной направленности и переведите его на русский язык. Ответьте на вопросы, данные к тексту.

Instrument panels in the cars in the near future will become much more complicated. The common devices will soon be replaced by onboard computer systems, as intelligent vehicles are the field to be researched nowadays. The idea is to create automatic cars on automatic highways. The vehicles to be introduced will move with minimum supervision on the part of a man since they will communicate with one another and with the road sensors on the way. This is necessary in order to reduce the load on drivers and to ease the stress on the road network. The leading engineering companies are using advanced mechatronics to achieve this goal.

- 1 What will instrument panels in the cars become in the near future?
- 2 What will common devices be replaced by soon?
- 3 Why will common devices be replaced by onboard computer systems soon?
- 4 Why will the vehicles move with minimum supervision on the part of a man?
- 5 Why is it necessary?

Задание 5. Прочитайте текст профессиональной направленности и переведите его на русский язык. Ответьте на вопросы, данные к тексту.

If your car doesn't start in the morning the petrol pump may be broken, or the fuel pipe may be blocked. If you discover a broken pump, it is a good idea to repair or replace it. If the fuel pipe is blocked, take it off and unblock it. If you hear a loud click when you turn the key you will realize that the starter motor may be jammed. If it is, you can try to release it pushing the car forwards and backwards in the second gear. If the car still doesn't start, the starter motor should be repaired or replaced.

- 1 What is likely to happen to the petrol pump if your car doesn't start in the morning?
- 2 What should you do in this case?
- 3 How do you know that the starter motor may be jammed?
- 4 What should you do first in this case?
- 5 What should you do if the car still doesn't start?

Задание 6. Прочитайте текст профессиональной направленности и переведите его на русский язык. Ответьте на вопросы, данные к тексту.

Don't forget about the air filter. Its function is to remove particles of dirt, dust and other impurities from the air passing to the carburetor. A blocked filter decreases the airflow to the carburetor thus increasing the amount of fuel in the mixture. This causes the engine to operate inefficiently. Cleaning and changing filters regularly you prevent a considerable damage that is certain to be caused inside the cylinders. In this case the engine will need a thorough overhaul. If you are a poor mechanic, stopping at service stations periodically you will save at least time and money. As they say, prevention is better than cure.

- 1 What is the function of the air filter?

- 2 What decreases the airflow to the carburetor?
- 3 Why is the amount of fuel in the mixture increased?
- 4 What causes the engine to operate inefficiently?
- 5 How can you prevent a considerable damage inside the cylinders?

Задание 7. Прочитайте текст профессиональной направленности и переведите его на русский язык. Ответьте на вопросы, данные к тексту.

The main units of the chassis are: the power transmission, the running gear and the steering mechanism. The power transmission includes the whole mechanism between the engine and the rear wheels. This entire mechanism consists of the clutch, gearbox, propeller shaft, rear axle, final drive, differential and axle shafts. At the front end of the car is the engine. At the back of it is the flywheel. Behind the flywheel is the clutch. The clutch is a friction device connecting the engine with the gears of the gearbox. The main function of gearbox is to change the speed of the car.

- 1 What are the main units of the chassis?
- 2 Where is the engine located?
- 3 Where is the flywheel fixed?
- 4 Where is the clutch placed?
- 5 What is the gearbox designed for?

Задание 8. Прочитайте текст профессиональной направленности и переведите его на русский язык. Ответьте на вопросы, данные к тексту.

The power is always transmitted by the propeller shaft to the live back axle. The final drive reduces the high speed of the engine to the low speed of the driving wheels. The differential enables the driving wheels to turn at different speeds which is necessary when turning the car. The foundation of the automobile is the frame to which different chassis units are attached. The rear axle is capable of moving up and down about the frame. The rear axle is an important part of the transmission. It carries the greater portion of the weight of the car. The steering mechanism is designed for changing the direction of the car. The brakes are used for stopping the car, for decreasing its speed and for holding the car position.

- 1 By what shaft is the power transmitted to the back axle?
- 2 What does the rear axle do?
- 3 What is the function of the differential?
- 4 What purpose is the steering system designed for?
- 5 What is the function of the brakes?

Задание 9. Прочитайте текст профессиональной направленности и переведите его на русский язык. Ответьте на вопросы, данные к тексту.

The automobile is known to be made up of three basic parts: the engine, the body and chassis, the engine being the source of power. We know the body to include the hood and fenders and accessories. The body should provide protection to the passengers from wind, cold and rain. Thus to shape a car means to do it in such a way that it offers small resistance to the air. Brakes are necessary for stopping the car. Most braking systems used today are hydraulic.

- 1 How many parts is the automobile known to be made up of?
- 2 What are they?
- 3 What does the body include?
- 4 What protection should the body provide?
- 5 What braking systems are used today?

Задание 10. Прочитайте текст профессиональной направленности и переведите его на русский язык. Ответьте на вопросы, данные к тексту.

We know the clutch to consist of two plates: the driven plate and the pressure plate. The driven plate is known to be situated between the flywheel and the pressure plate. The clutch used for

engagement the engine and the gearbox is incorporated within the flywheel housing. To guide the car it is necessary to have some means of turning the car, the steering wheel being linked to the front wheels for this purpose.

- 1 What does the clutch consist of?
- 2 Where is the driven plate situated?
- 3 What is necessary to guide the car?
- 4 Where is the clutch used for engagement the engine and the gearbox incorporated?
- 5 Why is the steering wheel linked to the front wheels?

Задание 11. Прочитайте текст профессиональной направленности и переведите его на русский язык. Ответьте на вопросы, данные к тексту.

The frame is known to be the structural centre of the car. It is made of channel sections welded together, cross-members providing support for the engine and wheels. We know the frame to be rigid. Noise and vibration are inherent in engine operation. To prevent this noise and vibrations from passing to the frame and to passengers of the car, the engine should be insulated from the frame by rubber washers.

- 1 What is frame?
- 2 What is it made of?
- 3 What are cross-members providing support for?
- 4 What is inherent in engine operation?
- 5 What is it necessary to prevent this noise and vibrations from passing to the frame and to passengers of the car?

Задание 12. Прочитайте текст профессиональной направленности и переведите его на русский язык. Ответьте на вопросы, данные к тексту.

We know the chassis to be one of the most important units of the car. The chassis is known to consist of a power train, a frame with axles, wheels and springs. It should be noted that the chassis includes the brake and the steering system as well. Brakes are necessary to stop the car. Springs are used with additional devices called shock absorbers. The front wheels are attached to the rods by steering knuckle arms, the same wheels being on pivots.

- 1 The chassis is one of the most important units of the car, isn't it?
- 2 What does the chassis consist of?
- 3 What are brakes necessary for?
- 4 How are springs used?
- 5 What are the front wheels attached to?

Задание 13. Прочитайте текст профессиональной направленности и переведите его на русский язык. Ответьте на вопросы, данные к тексту.

We know the power train to include the clutch, gearbox, propeller shaft, rear axle, final drive and differential. The clutch is used for engaging the engine with the gearbox, the gearbox being located between the clutch and the propeller shaft. The clutch is known to consist of two plates incorporated within the flywheel housing. To shape the car means to make it in such a manner that it offers small resistance to the air.

- 1 What does the power train include?
- 2 What is the clutch used for?
- 3 Where is the gearbox located?
- 4 What does the clutch consist of?
- 5 What does to shape the car mean?

Задание 14. Прочитайте текст профессиональной направленности и переведите его на русский язык. Ответьте на вопросы, данные к тексту.

We know the engine to be the source of power. In some types of engines a V-type fan belt is utilized to drive the fan, the same belt being used for driving the generator pulley and the water pump. The engine is known to comprise the fuel, cooling, electric and lubricating systems. It should be noted that the gasoline pump is operated from the camshaft by the engine, called also the power plant. To guide the car means to turn it in one direction or the other.

- 1 What is the source of power in the car?
- 2 What is the function of a V-type fan belt?
- 3 What systems does the engine include?
- 4 How is the gasoline pump operated?
- 5 What does to guide the car mean?

Задание 15. Прочитайте текст профессиональной направленности и переведите его на русский язык. Ответьте на вопросы, данные к тексту.

Brakes are known to be one of the most important mechanisms of the car. They are necessary for stopping the car. Most braking systems used today are hydraulic, many vehicles using power brakes. We know the brakes to be applied to four wheels. In order to stop the car, the driver should press down on the pedal. When the pedal is pressed down the brakes are applied and the car is stopped.

- 1 What is one of the most important mechanisms of the car?
- 2 Why are they necessary for?
- 3 What brakes do many vehicles use?
- 4 What should the driver do in order to stop the car?
- 5 What happens when the pedal is pressed down?

Задание 16. Прочитайте текст профессиональной направленности и переведите его на русский язык. Ответьте на вопросы, данные к тексту.

In order to drive the car, the driver should have some means of turning the front wheels. We know the steering wheel to be located at the front of the driver. It is linked by gears and levers to the front wheels, these wheels being on pivots. The front wheels are known to swing to the left or right when the steering wheel is turned in one direction or the other. The front wheels are attached to the rods, the rods are, in turn, attached to the pitman arm.

- 1 Where is the steering wheel located?
- 2 How is it linked to the front wheels?
- 3 What happens with the front wheels when the steering wheel is turned in one direction or the other?
- 4 What are the front wheels attached to?
- 5 What are the rods attached to?

Задание 17. Прочитайте текст профессиональной направленности и переведите его на русский язык. Ответьте на вопросы, данные к тексту.

We know the automobile to be made up of three basic parts: the engine, the chassis and the body. The body should provide protection to the passengers of the car. The chassis is known to consist of a power train, frame with axles and wheels. The chassis includes the brake and the steering system, the brakes being the most important mechanism of the car. To provide a satisfactory smooth ride, an additional device, called a shock absorber, is used with each spring.

- 1 What does the automobile consist of?
- 2 What should the body provide?
- 3 What does the chassis consist of?
- 4 What is the most important mechanism of the car?
- 5 Why is a shock absorber used with each spring?

Задание 18. Прочитайте текст профессиональной направленности и переведите его на русский язык. Ответьте на вопросы, данные к тексту.

Brakes are known to be used for stopping the car. Most braking systems used today are hydraulic, many vehicles using power brakes. To stop the car, the driver should apply the brakes. We know the brakes to have been applied to the front wheels. At present the brakes are applied to all four wheels. The brakes are controlled by a pedal. When the driver presses down on the pedal the brakes are applied and the car is stopped.

- 1 Why are brakes used?
- 2 What are most braking systems used today?
- 3 What brakes do many vehicles use?
- 4 At present the brakes are applied to all four wheels, aren't they?
- 5 What happens when the driver presses down on the pedal?

Задание 19. Прочитайте текст профессиональной направленности и переведите его на русский язык. Ответьте на вопросы, данные к тексту.

The clutch is known to be the part of the power train. Besides the clutch, the power train also includes the gearbox, propeller shaft, rear axle, final drive, differential and axle shafts. The gearbox named transmission is located between the clutch and the propeller shaft. We know the clutch to consist of the driven plate and the pressure plate, the driven plate having fabric linings on each side. To connect the engine with the gearbox, the driver should engage the clutch.

- 1 What does the power train consist of?
- 2 Where is the gearbox located?
- 3 What does the clutch consist of?
- 4 What does the driven plate have on each side?
- 5 What should the driver do to connect the engine with the gearbox?

Задание 20. Прочитайте текст профессиональной направленности и переведите его на русский язык. Ответьте на вопросы, данные к тексту.

The frame is considered to be the structural centre of any vehicle, as it should provide support for the engine, body and power train members. The frame is made of sections welded together. We know the frame to be reinforced by cross-members. To provide support for the engine and wheels, the frame should be rigid and strong. Noise and vibration being inherent in engine operation, the engine is insulated from the frame by rubber washers.

- 1 What is the structural centre of any vehicle?
- 2 What should it provide support for?
- 3 What is the frame made of?
- 4 What is it reinforced by?
- 5 Why should the frame be rigid and strong?

#### ТЕСТОВЫЕ ЗАДАНИЯ

Комплект оценочных заданий по Теме 10 Оборудование при охране труда на транспорте, Теме 11 Инструкции и руководства при использовании приборов технического оборудования автомобиля, Теме 12 Инструкции по технике безопасности при ремонте и вождении автомобиля, Теме 13 Я хочу быть техником (Аудиторная самостоятельная работа).

1. Спецификация Банка тестовых заданий по Теме 10 Оборудование при охране труда на транспорте, Теме 11 Инструкции и руководства при использовании приборов технического оборудования автомобиля, Теме 12 Инструкции по технике безопасности при ремонте и вождении автомобиля, Теме 13 Я хочу быть техником.

2. Содержание Банка тестовых заданий

Инструкция: выбери правильный ответ

Task 1 Match the word with its Russian equivalent:

1

1.1 power plant a) силовая установка;

1.2 power train b) ходовая часть;

1.3 running gear c) силовая передача.

2

2.1 brake a) двигатель;

2.2 clutch b) тормоз;

2.3 engine c) сцепление.

3

3.1 chassis a) шасси;

3.2 body b) капот;

3.3 hood c) кузов.

4

4.1 steering wheel a) стеклоочиститель;

4.2 lubricating b) смазка;

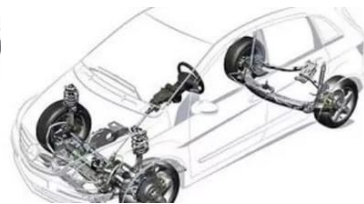

4.3 windshield wiper c) рулевое колесо.

Task 2 Choose English terms below to match the following automobile parts:

1) the engine

2) the chassis

3) the body



a) fuel system; d) running gear; g) heater;

b) accessories; e) lubricating system; h) windshield wipers;

c) cooling system; f) steering system; I) electric system.

Task 3 Choose the right answer

1 The automobile is made up of ... basic parts

a) one; b) two; c) three.

2 Most automobile engines have ... cylinders

a) five; b) six; c) seven.

3 Most automobile engines work on ... - stroke cycle

a) three; b) four; c) five.

Task 4 Finish sentences in the first column using corresponding endings in the second column

1. The automobile is made up of ...	a) a power transmission, running gear, steering and braking systems.
2. The power plant is...	b) the clutch, gear box, propeller shafts, final drive, differential and axle shafts
3. The engine includes ...	c) a hood, fenders and accessories
4. The chassis consists of ...	d) the engine, the chassis and the body
5. The power transmission contains ...	e) a frame with axles, wheels and springs
6. The running gear consists of ...	f) the source of power
7. The body has ...	g) fuel, cooling, electric and lubricating systems

Task 5 Match the following mechanisms with their descriptions

1. Mechanism, which is used to stop the car
  - a) Clutch;
  - b) Brakes;
  - c) Gearbox;
  - d) Steering system.
2. Mechanism, which is used to guide the car
  - a) Clutch;
  - b) Brakes;
  - c) Gearbox;
  - d) Steering system.
3. Mechanism, which engages or disengages the engine and the car wheels
  - a) Clutch;
  - b) Brakes;
  - c) Gearbox;
  - d) Steering system.
4. Mechanism, which is used to change the speed of the car
  - a) Clutch;
  - b) Windshield wiper
  - c) Gearbox;
  - d) Brakes.
5. Device, which is designed to measure the speed of the car
  - a) Heater;
  - b) Windscreen;
  - c) Kilometer;
  - d) Speedometer

Task 6 Choose the right answer

1. During ..... the intake valve opens and a charge of fuel mixture flows into the cylinder.
  - a) the power stroke; b) the exhaust stroke;
  - c) the inlet stroke; d) the compression stroke.
2. During ..... the inlet valve is closed and the fuel is compressed by the rising piston.
  - a) the power stroke; b) the exhaust stroke;
  - c) the inlet stroke; d) the compression stroke.
3. During ..... both valves are closed, pressure rises in the combustion chamber, and the spark ignites the mixture.
  - a) the power stroke; b) the exhaust stroke
  - c) the inlet stroke; d) the compression stroke.
4. During ..... the exhaust valve is opened, pressure is released and residual gases into the atmosphere through the exhaust valve.
  - a) the power stroke; b) the exhaust stroke
  - c) the inlet stroke; d) the compression stroke.

Task 7 Complete the following sentences, choosing the correct version

1. The internal combustion engine is called so because fuel is burned...
  - a) outside the engine;
  - b) inside the engine.
2. On the inlet stroke ...
  - a) the intake valve opens;
  - b) the intake valve is closed;
  - c) the intake and the exhaust valves are closed.

3. On the compression stroke ...
  - a) the intake valve opens;
  - b) the intake valve is closed;
  - c) the intake and the exhaust valves are closed.
4. On the power stroke ...
  - a) the intake valve opens;
  - b) the intake valve is closed;
  - c) the intake and the exhaust valves are closed.
5. On the exhaust stroke ...
  - a) the exhaust valve opens;
  - b) the intake valve is closed;
  - c) the intake and the exhaust valves are closed.

Task 8. Выберите правильный вариант

1. The small cupboard or shelf in front of the passenger seat of a car.
  1. Dashboard
  2. Glove compartment
  3. Horn
  
2. You hold it and turn to control the direction of a car.
  1. Steering wheel
  2. Armrest
  3. Handle
  
3. A thing in a car that you will need if the car crashes, to protect the driver and passengers.
  1. Car stereo
  2. Satellite navigation
  3. Air bag
  
4. The part of a door or window that you use for opening it.
  1. Handle
  2. Armrest
  3. Dashboard
  
5. The front part of a car that covers the engine.
  1. Bonnet
  2. Boot
  3. Tyre
  
6. An official sign on the front and back of a motor vehicle, with numbers and letters.
  1. Licence plate
  2. Headlight
  3. Bonnet
  
7. A long thin tool that moves across a vehicle's windscreen to clear the rain off it.
  1. Rearview mirror
  2. Wiper
  3. Headlight
  
8. A thick rubber cover that fits round the wheel of a bicycle, car, or other vehicle.
  1. Tyre
  2. Wiper



## 3. Bonnet

9. A car with a roof that can be folded back or removed completely.

1. Convertible
2. Saloon
3. Hatchback

10. The top part of a chair or car seat that you lean on.

1. Headrest
2. Armrest
3. Dashboard

## Task 9. Translate into Russian

- |                       |                      |
|-----------------------|----------------------|
| 1 back seat           | 14 handle            |
| 2 tailgate/hatch      | 15 jack              |
| 3 roof                | 16 petrol cap        |
| 4 aerial              | 17 rear light        |
| 5 seat belt           | 18 brake light       |
| 6 handbrake           | 19 indicator         |
| 7 gear lever          | 20 reversing light   |
| 8 clutch(pedal)       | 21 fog light         |
| 9 brake(pedal)        | 22 exhaust pipe      |
| 10 accelerator(pedal) | 23 number plate      |
| 11 bonnet             | 24 reflector         |
| 12 wing               | 25 wheelbrace        |
| 13 door               | 26 windscreen wipers |

## Task 10. Translate into English

- 1 зеркало заднего вида
- 2 боковое стекло
- 3 фара
- 4 шина
- 5 индикатор
- 6 передний габарит
- 7 бампер
- 8 переключение света
- 9 индикатор поворота
- 10 датчик температуры
- 11 спидометр
- 12 одометр
- 13 датчик топлива
- 14 переключатель дворников
- 15 контроль печки
- 16 радио
- 17 бардачок
- 18 зажигание
- 19 ключ
- 20 руль

## 3. Таблица форм тестовых заданий

Всего ТЗ	Из них количество ТЗ в форме			
	закрытых	открытых	на соответствие	на порядок
	шт. %	шт. %	шт. %	шт. %
100%	100	-	-	-

## 4. Таблица ответов к тестовым заданиям

Номер тестового задания	Номер правильного ответа
Task 1 Match the word with its Russian equivalent	
1	1a 2c 3b
2	1b 2c 3a
3	1a 2c 3b
4	1c 2b 3a
Task 2 Choose English terms below to match the following automobile parts	
1	a c e i
2	d f
3	b g h
Task 3 Choose the wright answer	
1	c
2	b
3	b
Task 4 Finish sentences in the first column using corresponding endings in the second column	
1	d
2	f
3	g
4	a
5	b
6	e
7	c
Task 5 Match the following mechanisms with their descriptions	
1	b
2	d
3	a
4	c
5	d
Task 6 Choose the wright answer	
1	c
2	d
3	a
4	b
Task 7 Complete the following sentences, choosing the correct version	
1	b
2	a
3	b
4	c
5	A

Task 8. Выберите правильный вариант	
1	1
2	1
3	3
4	1
5	1
6	1
7	2
8	1
9	1
10	1
Task 9. Translate into Russian	
1	заднее сиденье
2	задняя дверь
3	крыша
4	антенна
5	ремень безопасности
6	ручной тормоз
7	рычаг переключения передач
8	сцепление
9	тормоз
10	педаль газа
11	капот
12	крыло
13	дверь
14	ручка
15	домкрат
16	крышка масла
17	задние фары
18	стоп-сигнал
19	поворотник
20	фонарь заднего хода
21	противотуманные фары
22	выхлопная труба
23	номерной знак
24	отражатель
25	колесная скоба
26	стеклоочистители
Task 10. Translate into English	
1	rearview
2	side window
3	headlight
4	tyre
5	indicator
6	tail lights
7	bumper
8	headlamp beam (switching)
9	turn indicator

10	temperature gauge
11	speedometer
12	odometer
13	fuel gauge
14	wiper switch
15	climate control
16	radio
17	glove compartment
18	ignition
19	key
20	steering wheel